

# IQAC, BISHOP MOORE COLLEGE

## FEEDBACK ANALYSIS REPORT 2019-20

### *Feedback from Students*

#### **Methodology Adopted in Collection:**

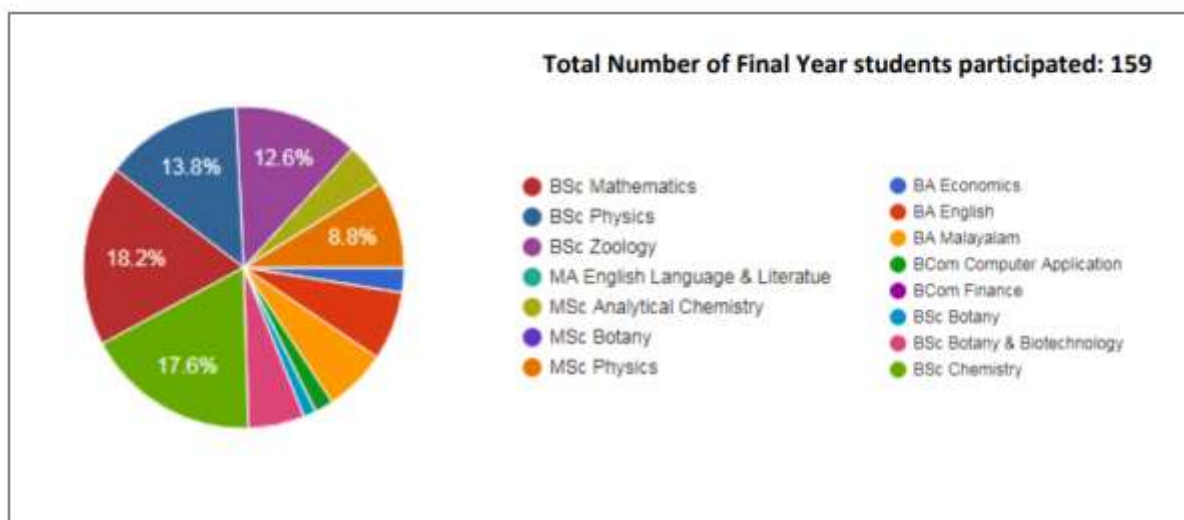
Mode of Feedback Collection	: Online Mode using Google Form
Target Group	: Outgoing UG and PG Students
Start Date of Collection	: 20 April 2019
Feedback analysis date	: <b>25 August 2020</b>
No. of Responses Received	: 159

#### **Nature of Questionnaire:**

The sample questionnaire is attached as Annexure I. The students were asked to mark their opinion on a 5-point scale. Feedback was collected on Curriculum, Infrastructure, Individual teachers and Effectiveness of Online Teaching. Suggestions on curriculum was asked for. Any other general suggestions were also sought.

#### **Methodology Used in Analysis:**

Likert scoring methodology was adopted. For each question on the questionnaire, the total number of responses for each sentiment level was found and respective weighted score was calculated. The totals received were divided by the total number of respondents:



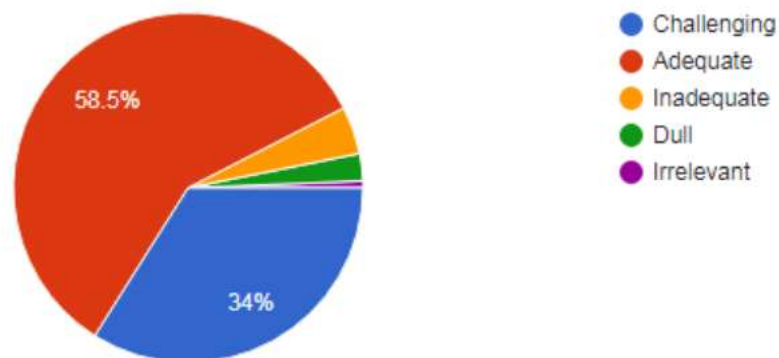
## Observations and Analysis:

### 1. Syllabus of the course studied

92.5% of the students who responded are of the opinion that the syllabus of their course is adequate. Of which 34% of them consider it as challenging. Majority of the students are pleased with the syllabus they are learning.

The syllabus of your course was

159 responses

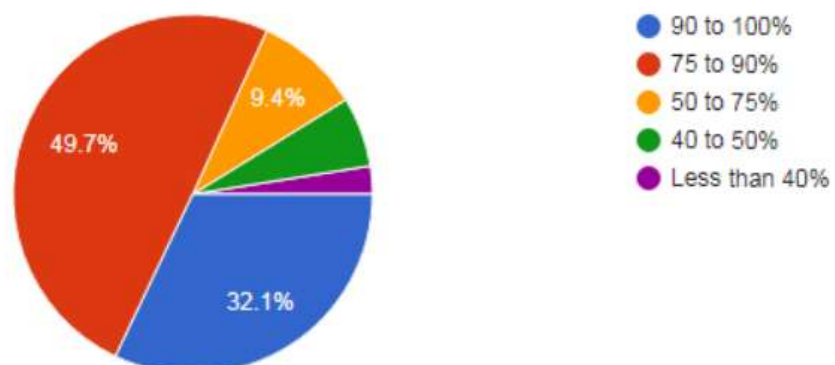


### 2. Completion of syllabus in class

Majority (81.8%) of the students are of the opinion that more than 75% of the syllabus is taught in the class. 9.4% of the respondents are of the opinion that 50 to 75% of the syllabus is covered.

How much of the syllabus was taught in the class

159 responses

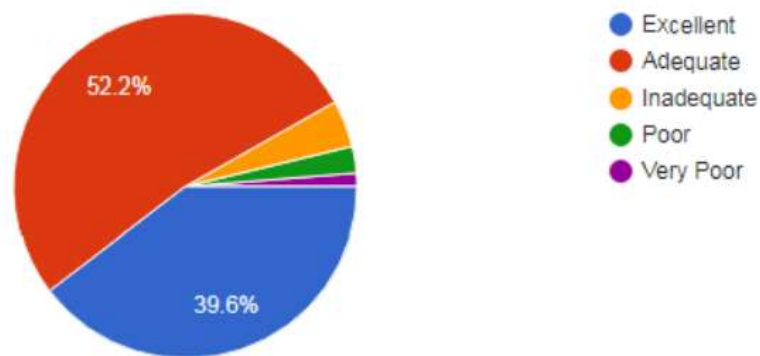


### 3. Library holdings for the course

39.6% of the respondents have excellent opinion regarding the library holdings for the course and 52.2% of the students believe it to be adequate. Majority of the students are content with the library stock for the course.

What is your opinion about the library holdings for the course?

159 responses

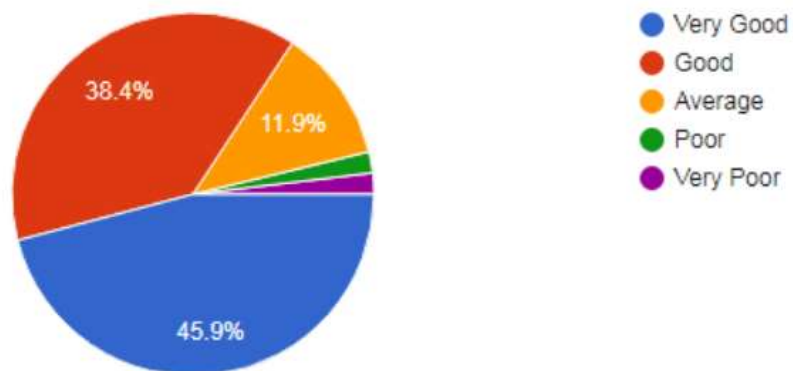


### 4. Internal examination system in the college

Majority (84.3%) of the students are satisfied with the internal examination system in the college. Of which 45.9% of the students consider it to be very good and 38.4% as good. Only 3.8% of the respondents have poor or very poor opinion about the internal examination system.

The internal examination system in the college is

159 responses

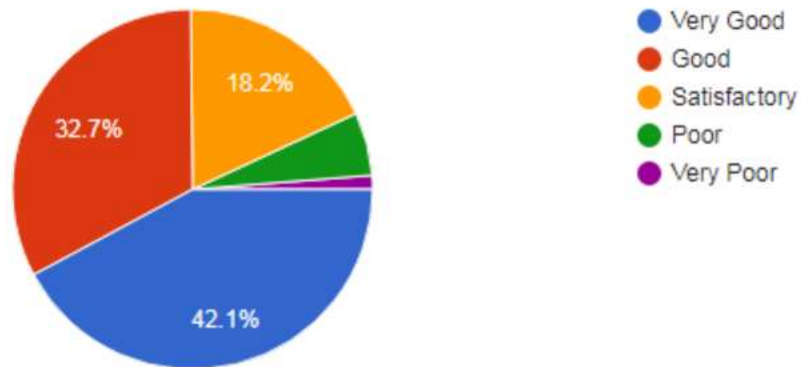


## 5. Student Teacher relationship in the college

93% of the students are satisfied with the student teacher relationship in the college. Of which 74.8% of the students have good opinion regarding the same.

How do you rate the student-teacher relationship in the whole college

159 responses

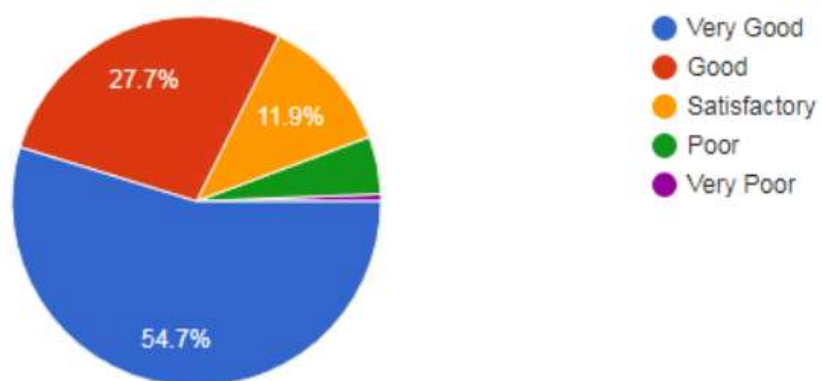


## 6. Student Teacher relationship in the department.

Majority (94.3%) of the students are satisfied with the student teacher relationship in the departments. 54.7% of the respondents have very good opinion regarding the same.

How do you rate the student-teacher relationship in your Department

159 responses

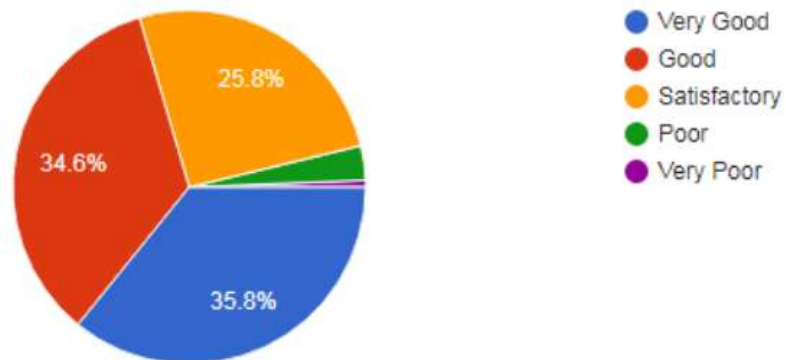


## 7. College Office Facilities

96.2% of the students are satisfied with the college office facilities and 35.8 % have very good opinion regarding the same. Majority of the students are pleased with the facilities in the college office.

How do you find the college office facilities?

159 responses

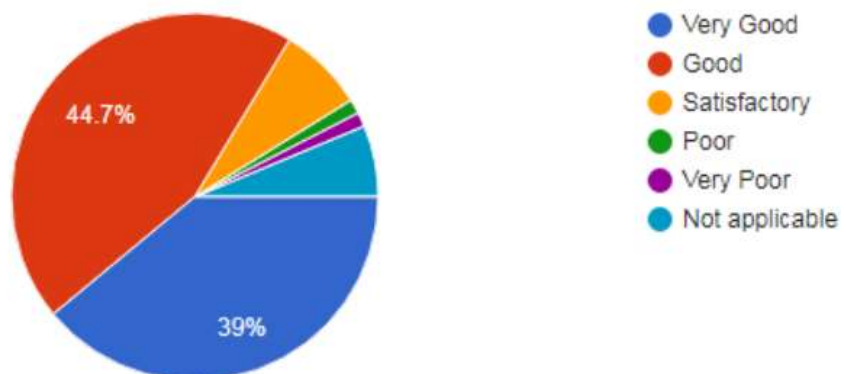


## 8. Laboratory facilities for the course

84% of the students have good opinion regarding the laboratory facilities of the various courses offered. Of which 39% have very good opinion regarding the same and 44.7% have good opinion.

How do you find the laboratory facilities for the course?

159 responses

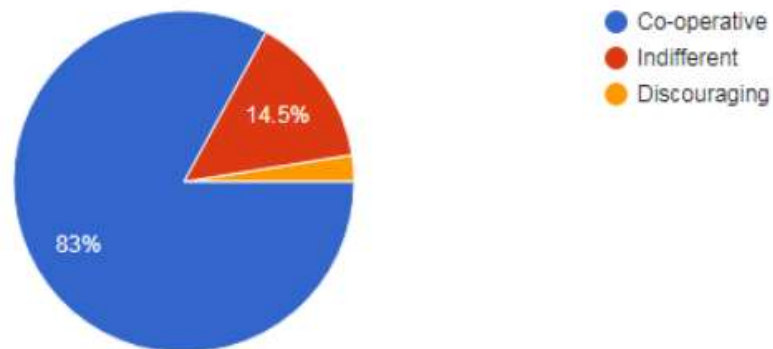


### 9. Attitude of teachers to extra-curricular activities.

83% of the students are of the opinion that teachers are co-operative when it comes to extra-curricular activities, even though 14.5% of the students are of the opinion that they are indifferent.

What was the attitude of teachers to extra curricular activities?

159 responses

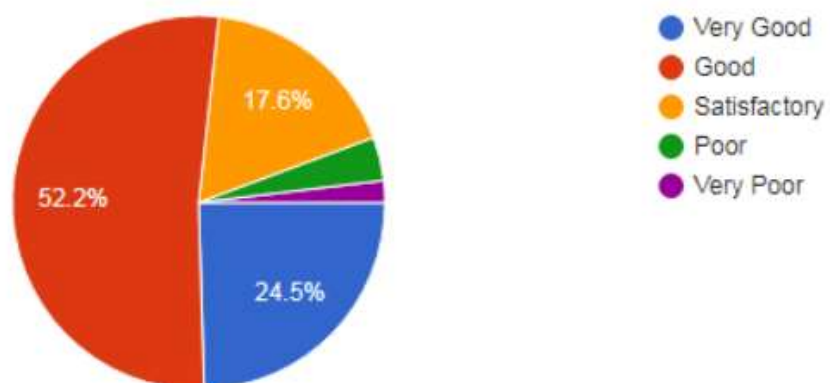


### 10. Computer facilities in the college

76.7% of the students have good opinion regarding the computer facility in the college and 17.6 % consider it to be satisfactory.

How do you rate the computer facilities in the college

159 responses

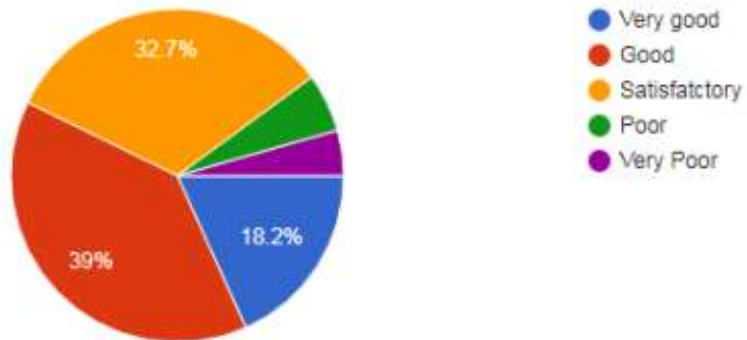


### 11. Canteen facility in the college

90% of the students are satisfied with the canteen facility of the college; of which 18.2 % have very good opinion about it, 39% consider it to be good and 32.7% consider it to be satisfactory.

How do you rate the college canteen facility

159 responses

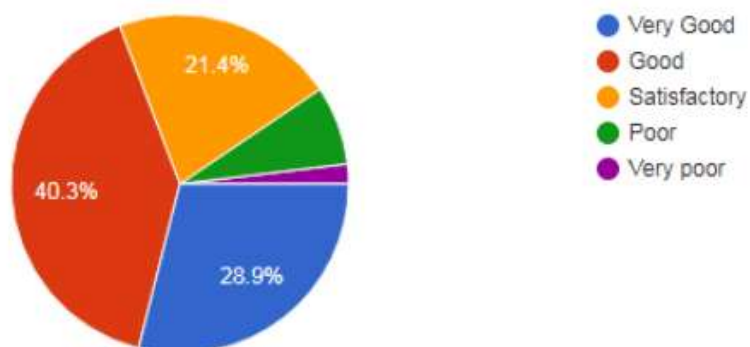


### 12. Sports facilities in the college

Regarding the sports facilities in the college, 91% of the students have satisfactory opinion regarding the sports facilities in the college. Of which 28.9% have very good opinion about it and 40.3% good opinion.

How do you find the sports facilities in the college?

159 responses

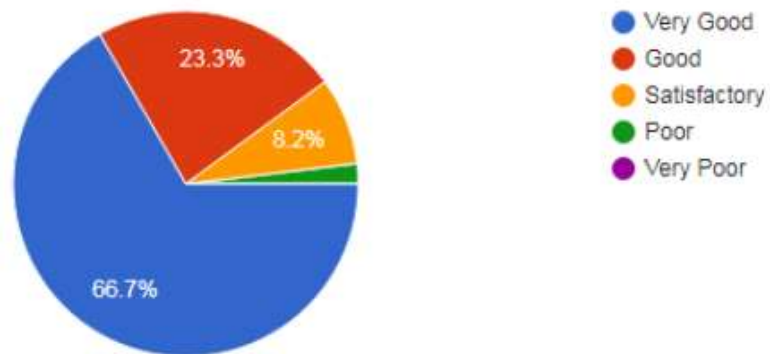


### 13. Safety in the campus

90% of the student respondents have expressed that the campus is safe for them. 66.7% of them have very good view about it. Only 1.8% students have poor or very poor attitude towards it.

How do you find the safety in the campus?

159 responses

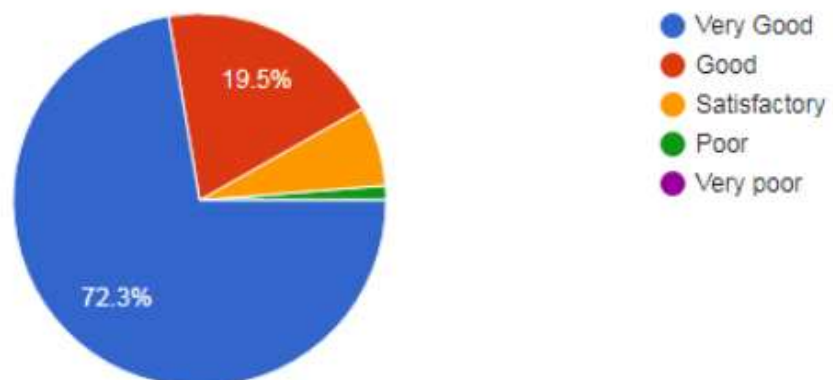


### 14. Environment Friendliness of the Campus

The campus is considered to be environment friendly by 91.8% of the respondents. Majority of the students are satisfied in this regard.

How far is the campus environment friendly

159 responses



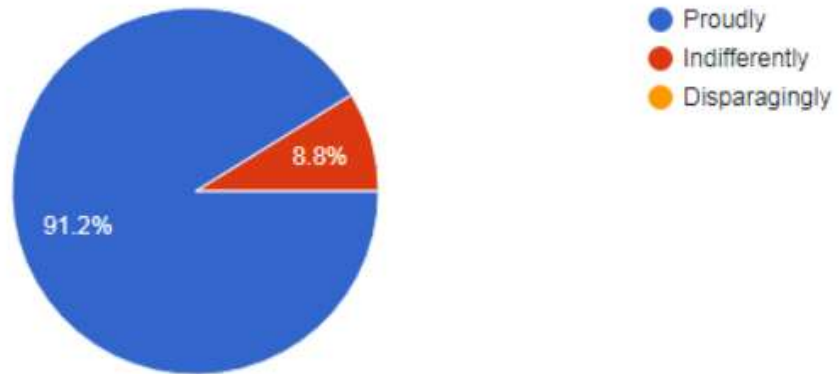


### 15. How proudly will you talk about the college?

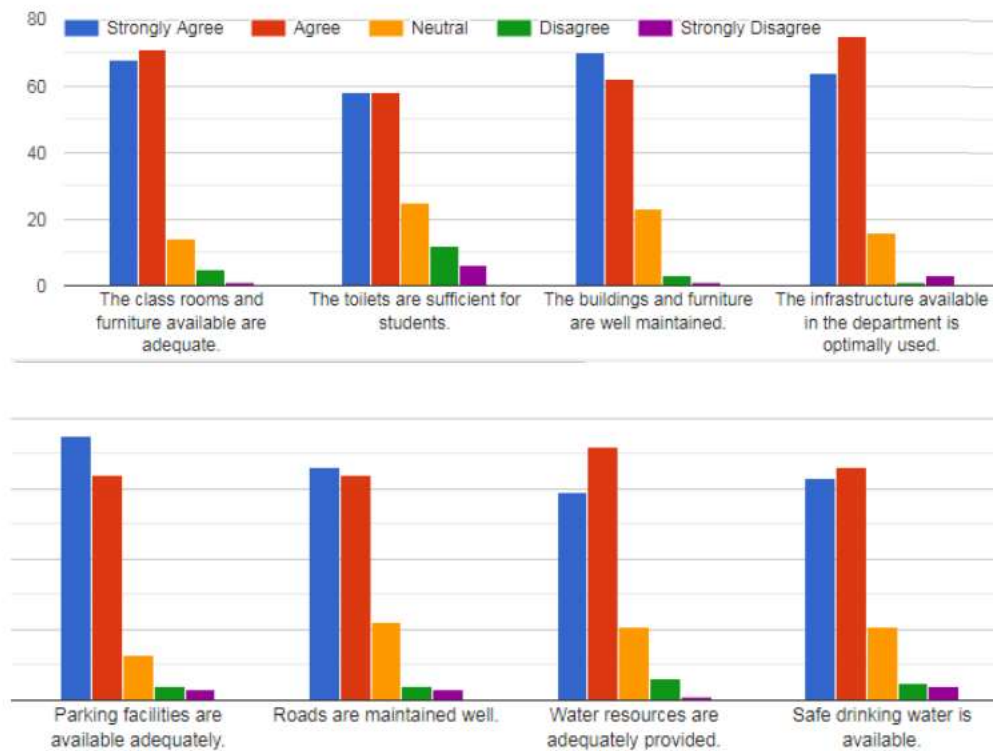
Majority of the students are proud of the college. 91.2% of the students are of the opinion that they will talk proudly about the college.

After leaving the college how will you talk about the college?

159 responses



### INFRASTRUCTURE



### ***Class Rooms and furniture***

Most of the students are pleased with the facilities of the class rooms and furniture provided at the college.

### ***Toilets are sufficient***

Majority of the students are agreeing that toilet provided at the college meets the requirements. A small minority points out the need for improvement.

### ***Buildings and furniture are maintained***

Majority of the students are agreeing that Maintenance of college properties is satisfactory.

### ***Infrastructure available at the department are optimally used***

A Large Number of the students are satisfied with infrastructure provided by departments at the college.

### ***Parking Facilities are adequate***

Most of the students are satisfied with Parking Facilities provided by the college

### ***Roads are maintained well***

Majority of the students are agreeing that roads are maintained well. A small group points out the need for some more maintenance.

### ***Water resources are adequately provided***

A Large Number of the students are satisfied with water resources available at the college.

### ***Safe drinking water is available***

Majority of the students are satisfied with safe drinking water provided available at the college. A few students were founded disagreeing to the same.

Sl No.	Criterion Assessed	5	4	3	2	1	5 point Likert Score	Grade Assigned *
1	Adequateness of Curriculum	55	101	5	7	0	4.19	A
2	Completion of Syllabus	52	86	15	11	4	4.02	A
3	Library Facilities	65	0	89	8	2	3.63	B+
4	Internal Examination System	78	65	0	3	3	3.92	B+

5	Student Teacher Relationship	95	45	19	8	1	<b>4.34</b>	<b>A</b>
6	College Office facilities	60	59	43	5	1	<b>4.02</b>	<b>A</b>
7	Lab Facilities	64	73	15	2	2	<b>3.95</b>	<b>B+</b>
8	Computer Facilities	42	88	29	6	3	<b>3.95</b>	<b>B+</b>
9	Canteen	32	64	0	9	8	<b>2.63</b>	<b>C+</b>
10	Sports Facilities	49	68	36	12	3	<b>3.88</b>	<b>B+</b>
11	Safety in Campus	113	38	14	3	0	<b>4.55</b>	<b>A+</b>
12	Environment Friendly	122	33	11	2	0	<b>4.64</b>	<b>A+</b>

\*4.5 to 5 : A+ (Excellent); 4. to 4.49 (Very Good) : A; 3.5 to 3.99: B+ (Good, But can be improved) , 3 to 3.49 : B (Need Urgent Improvement)

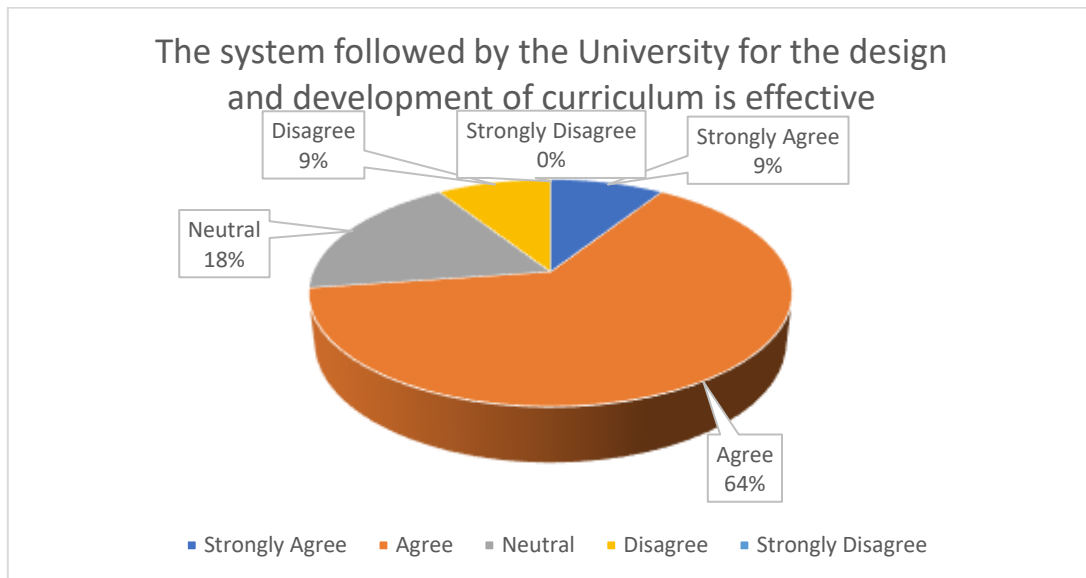
### Important Findings:

1. Feedback on Curriculum: Majority of the students commented that the syllabus is adequate of which marked the syllabus to be challenging. Only very few students commented that the syllabus is inadequate or dull
2. Library Facilities: Majority commented that the library facilities are excellent.
3. Internal Examination System: Majority of the students mentioned that the internal examination system is adequate.
4. The environment friendliness and safety in campus are marked exemplary.
5. The overall attitude of the students towards the college is highly positive.
6. Canteen Facilities need urgent upgradation
7. Sports and Ladies Hostel Facilities also require improvement.

**I. CURRICULUM DESIGN AND DEVELOPMENT**

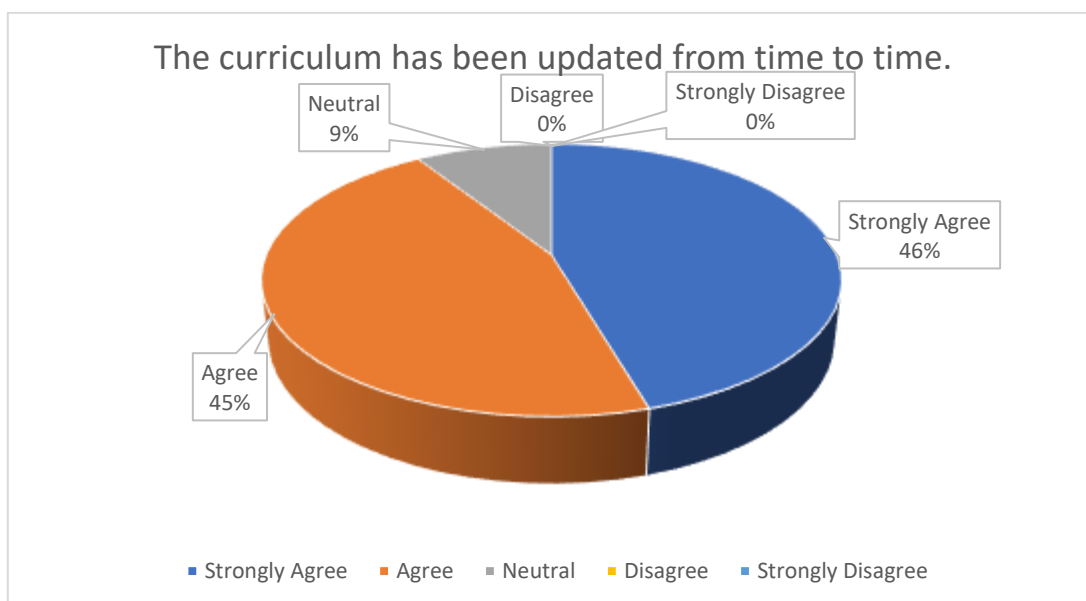
**1. The system followed by the University for design and development of curriculum is effective**

73% of the faculties who responded consider the University's system for design and development of curriculum as effective. 18% have a neutral standpoint to it and 9% disagrees with it.



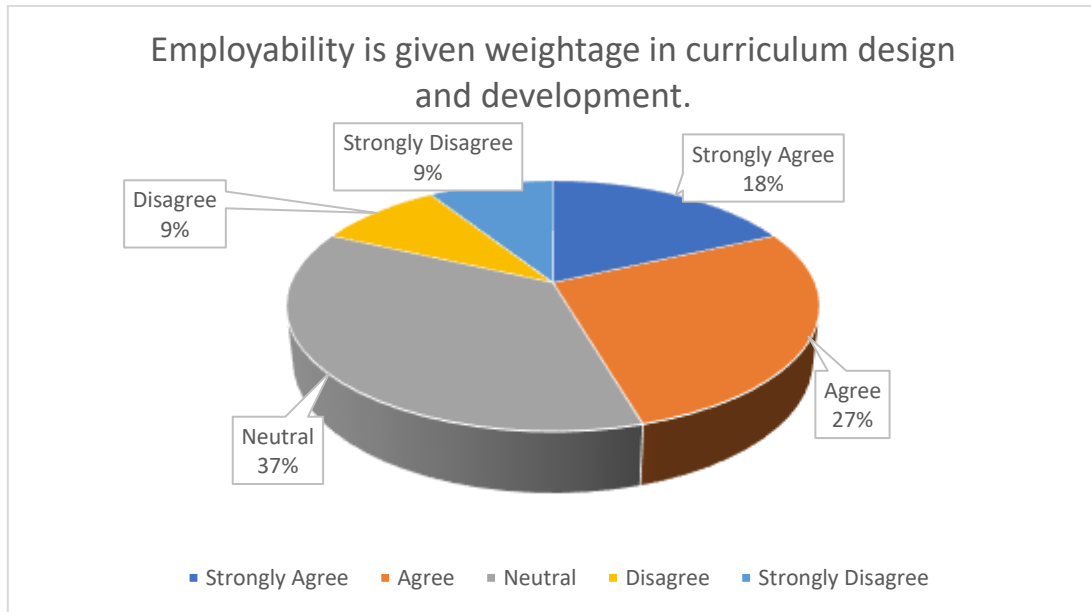
**2. The curriculum is updated from time to time**

91% of the respondents are satisfied with the timely amendment of the curriculum by the university. None of them are dissatisfied with it.



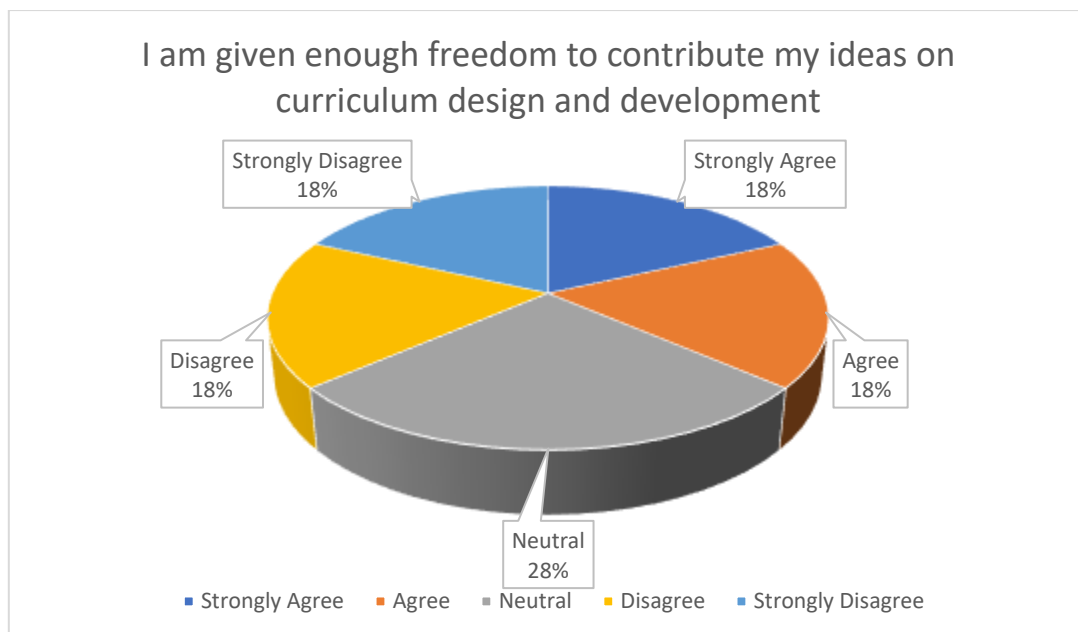
### 3. Due weightage for employability in the curriculum

Only 45% of the faculties agree that due weightage for employability is given in the curriculum. 18% of the teachers have a contradictory view regarding the same. 37% of the respondents have opted for a neutral standpoint.



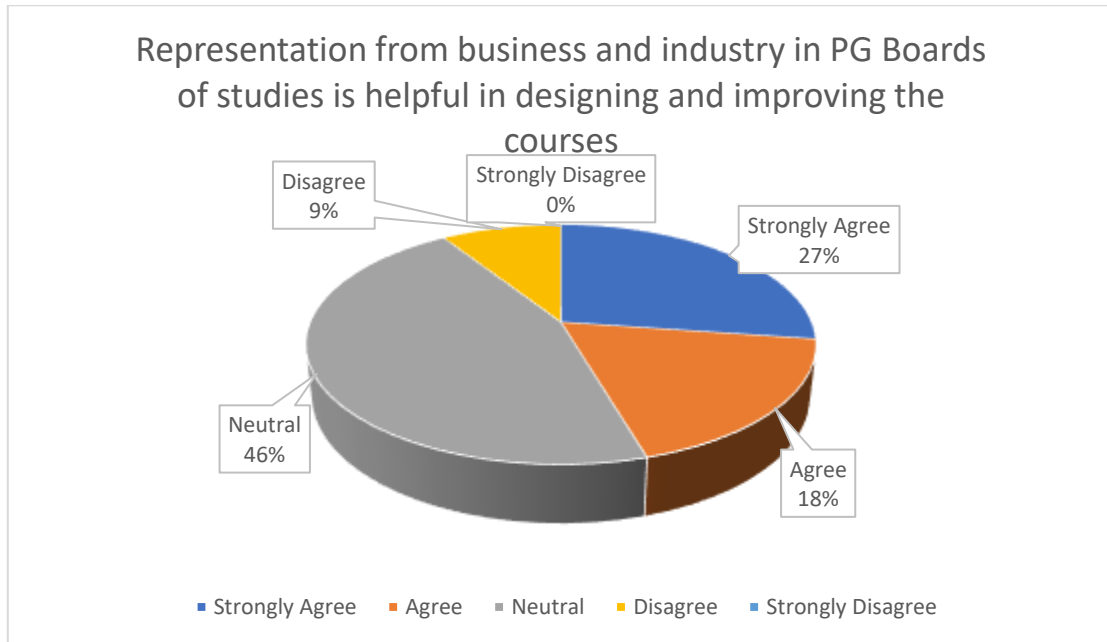
### 4. Freedom to contribute ideas for curriculum design and development

Only 36% of the faculties have expressed their freedom to contribute ideas for curriculum design. 28% have taken a neutral view regarding it and 36% have expressed the absence of this freedom.



**5. Representation from business and industry in PG Board for improving courses**

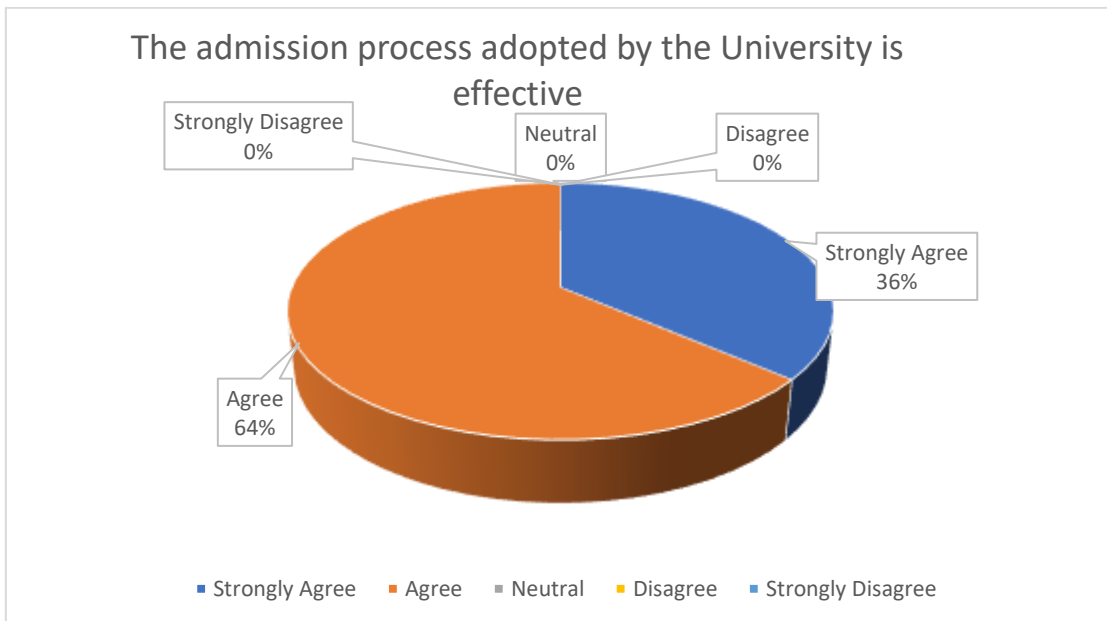
45% of the respondents are expressed the positive impacts of having representation from business and industry in PG Board of studies. 9% however disagrees to it.



**II. TEACHING-LEARNING AND RESEARCH**

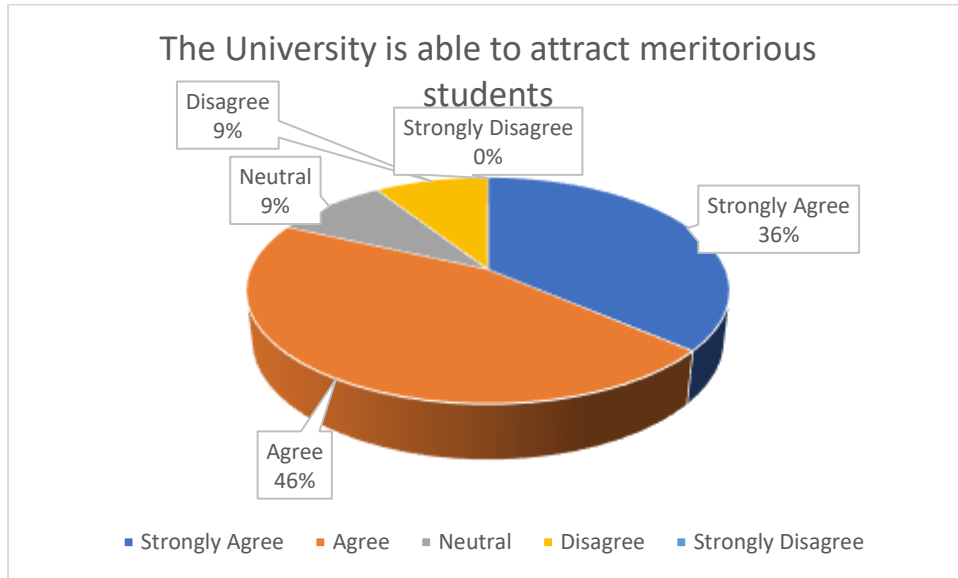
**1. The admission process adopted by the university is effective**

The feedback regarding the effectiveness of the admission process of the university was analysed. 100% of the faculties are satisfied with the university admission process.



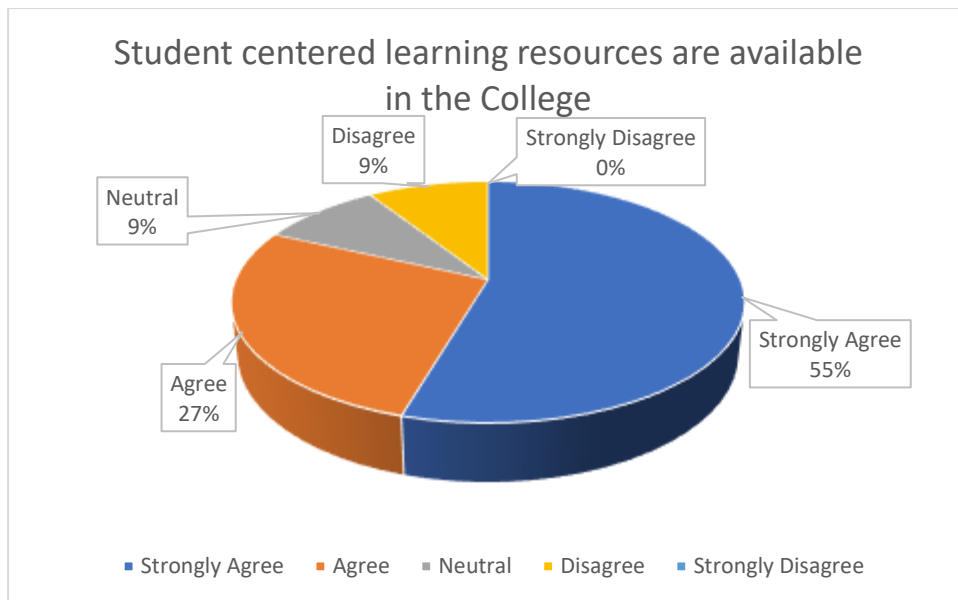
**2. The University is able to attract meritorious students**

Majority (82%) of the faculty respondents are of the viewpoint that the university is able to attract meritorious students. However, 9% of the faculties have a contradictory opinion regarding the same.



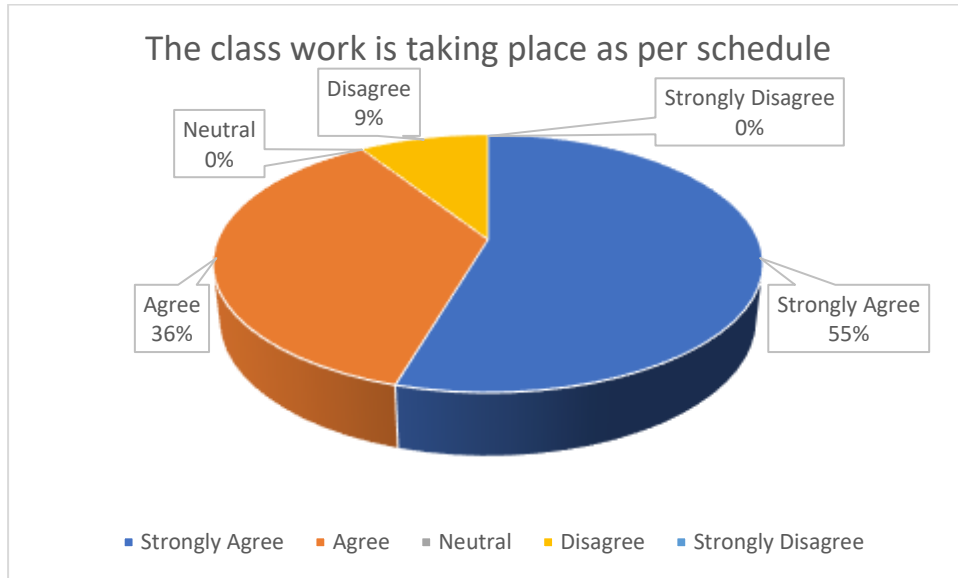
**3. Student learning resources are available in the college**

82% of the respondents are of the opinion that student centric resources are available in the college. 9% of the respondents however disagree to the statement.



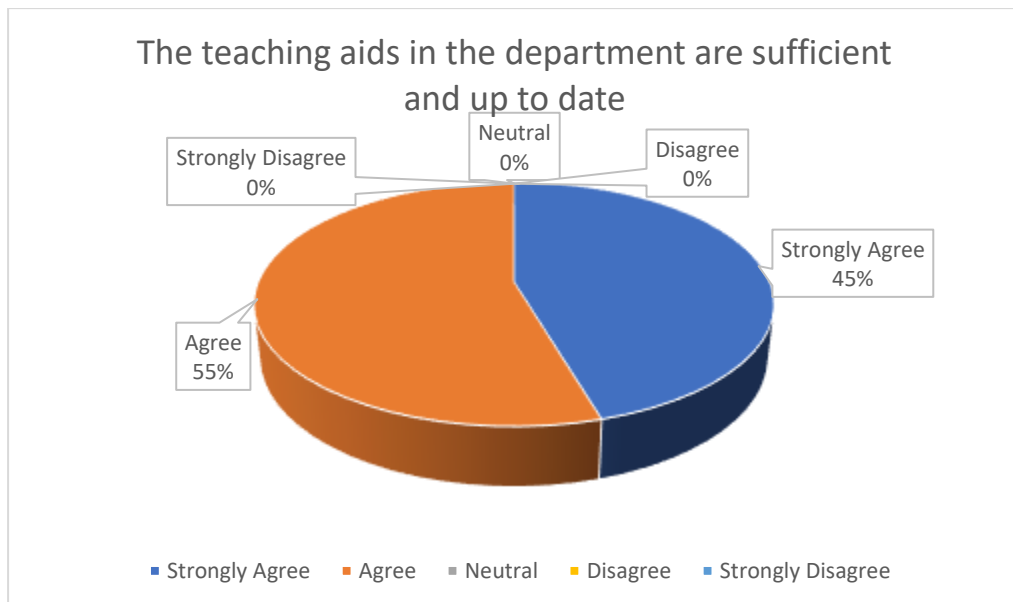
**4. Classwork takes place as per schedule**

Majority (91%) of the respondents are satisfied that the classwork goes as per schedule, even though, 9% do not agree with it. The departments are able to conduct classes systematically to a large extent.



**5. Teaching aids are sufficient and up to date**

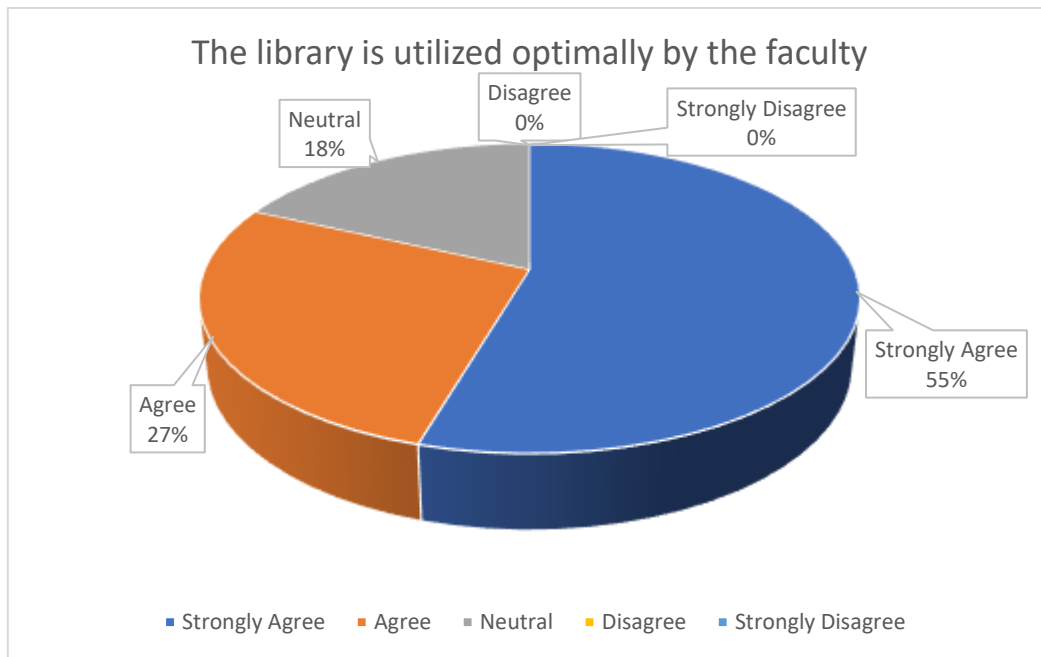
All the departments in the college are able to supply sufficient and up to date teaching aids for the faculties and all the faculties who responded are satisfied with it





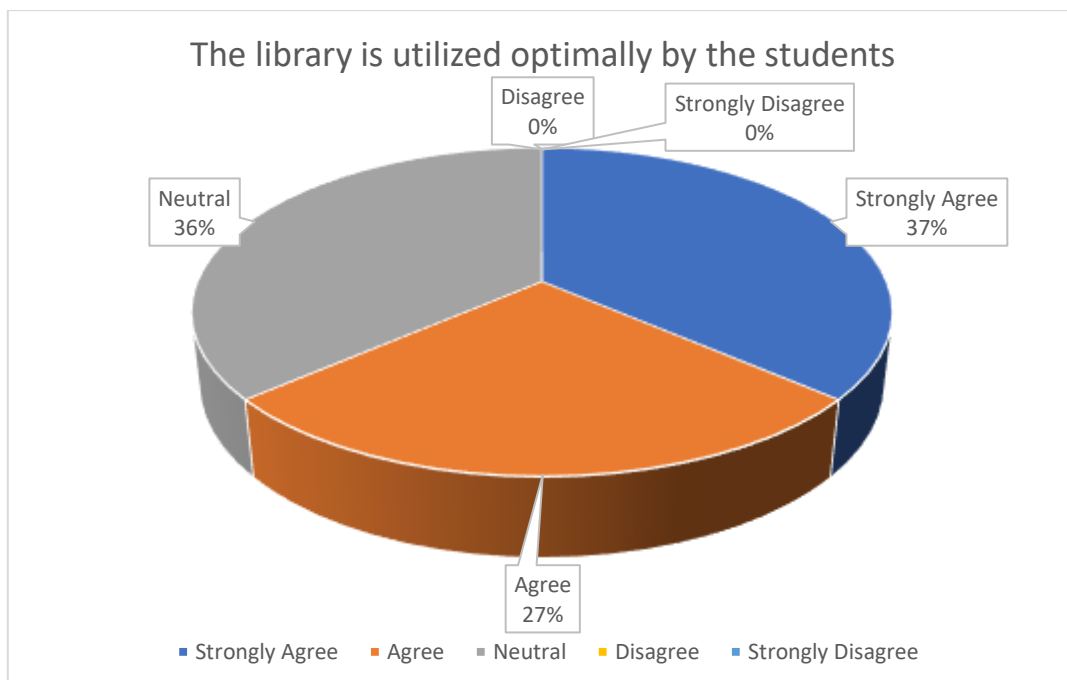
**6. Library is utilised optimally by faculty**

82% of the respondents are able to utilise the library optimally. However, 18% of the respondents have a neutral viewpoint to it.



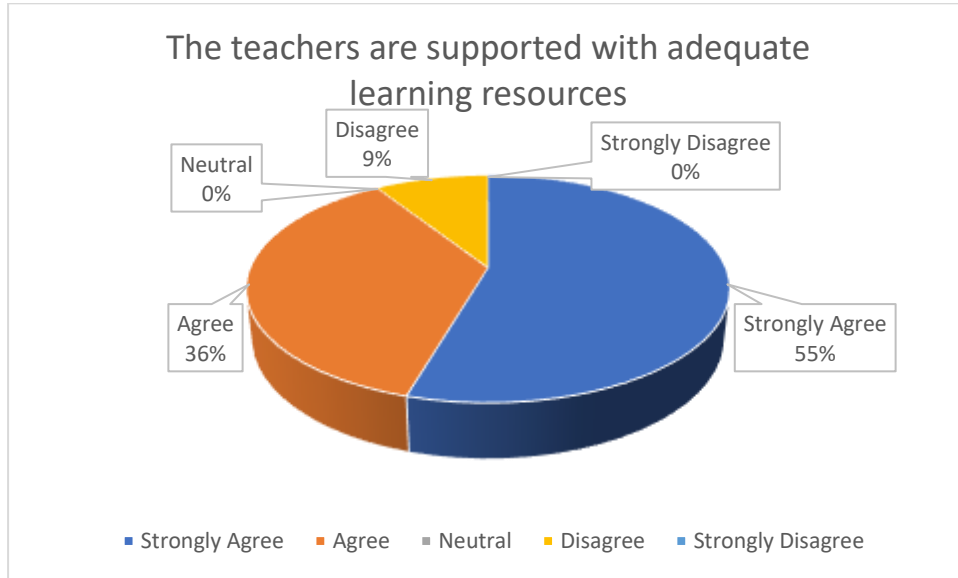
**7. Library is utilised optimally by students**

Most of the teachers are of the viewpoint that students use the library optimally. 64% of the teachers agree to it, even though, 36% have a neutral opinion regarding it.



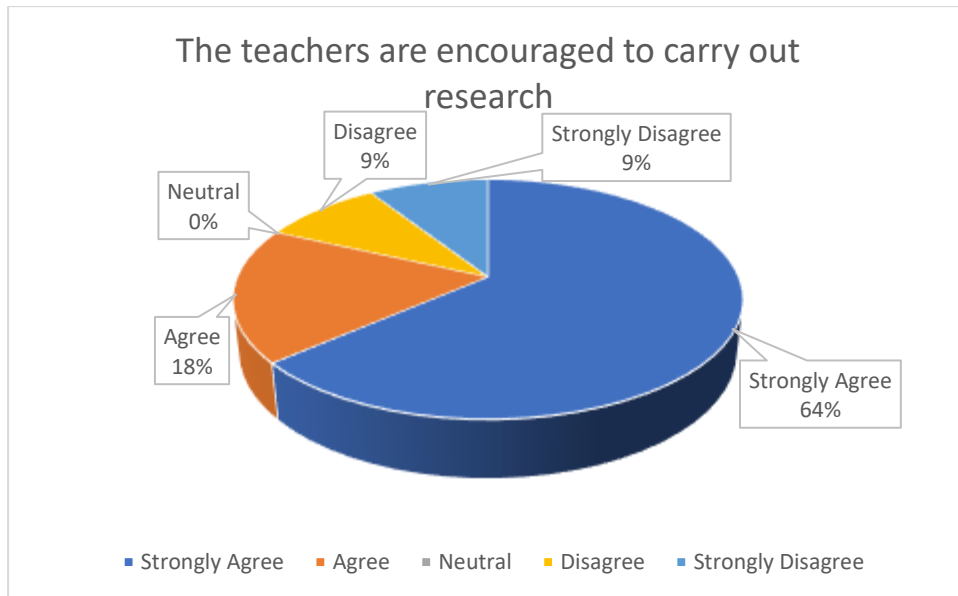
**8. Teachers are supported with adequate learning resources**

Teachers in the college are provided with adequate learning resources and 91% of the teachers are satisfied with the resources they have. 9% of the teachers expect improvement in this area.



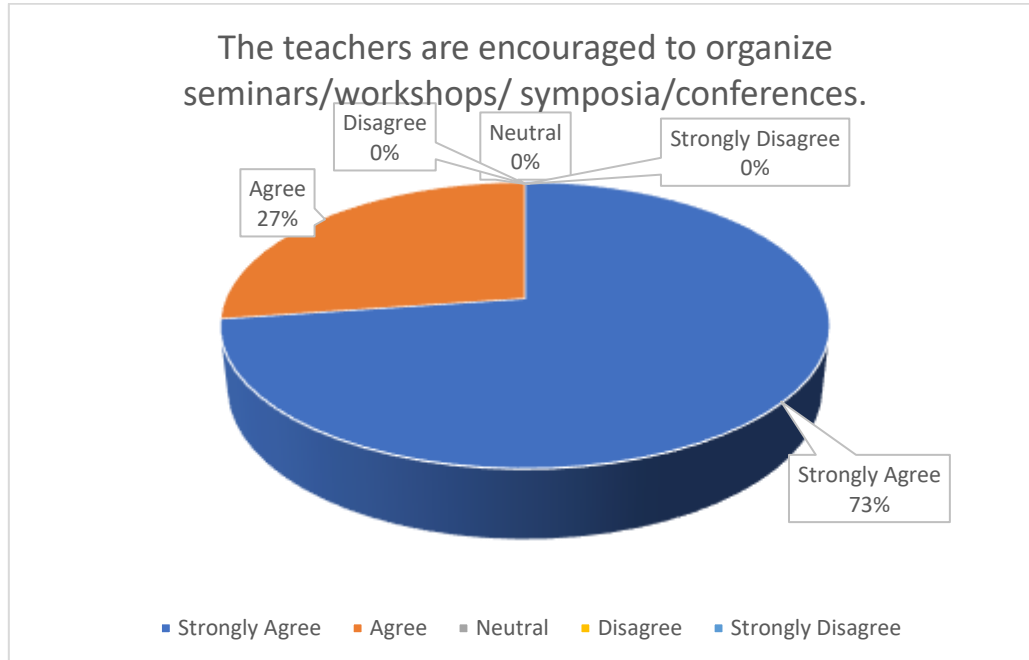
**9. Teachers are encouraged to carry out research**

The college always try to maintain a positive outlook towards the research aspirations of teachers. 82% of the faculties who responded are satisfied with the encouragement they receive from the college for research. 18% of the teachers however disagree to this statement.



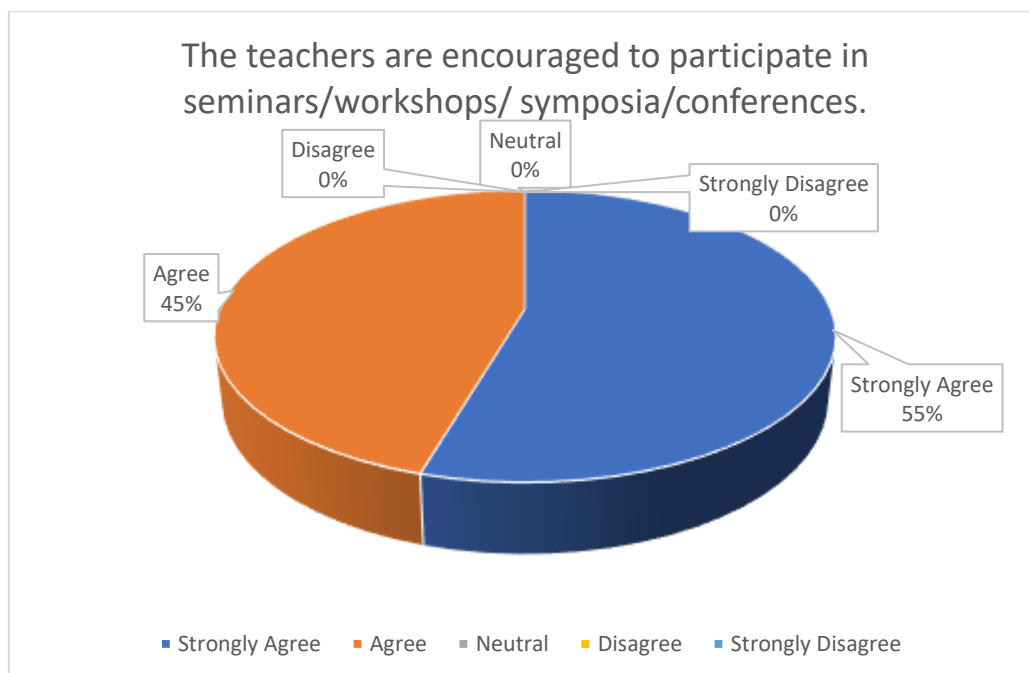
**10. Teachers are encouraged to organise seminars/workshops/symposia/conferences**

The college motivates the teachers to organise seminars, workshops etc. All the teachers are satisfied in this regard.



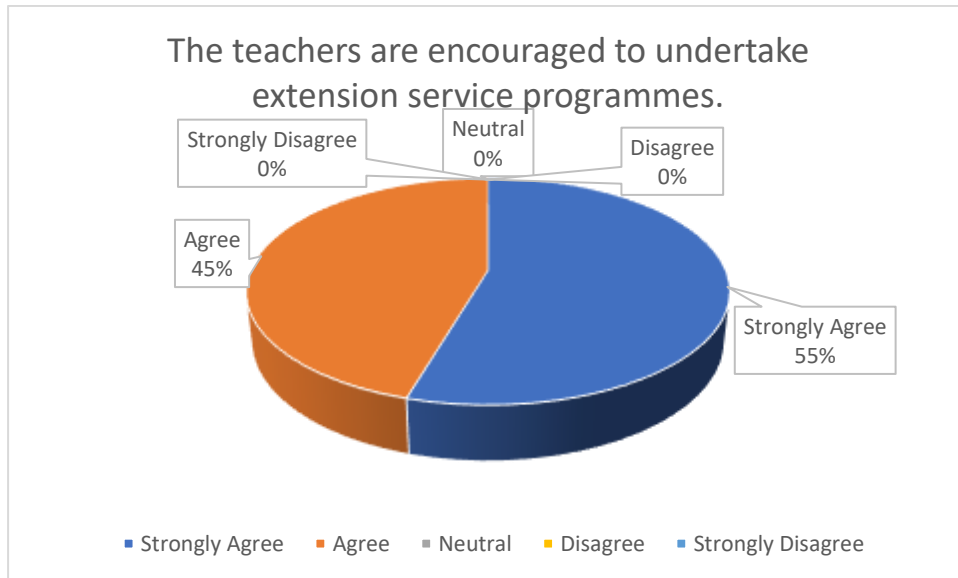
**11. Teachers are encouraged to participate in seminars/workshops/symposia/conferences**

All the teachers have the opportunity and freedom to participate in seminars, workshops etc for their growth. None of the teachers are dissatisfied in this regard.



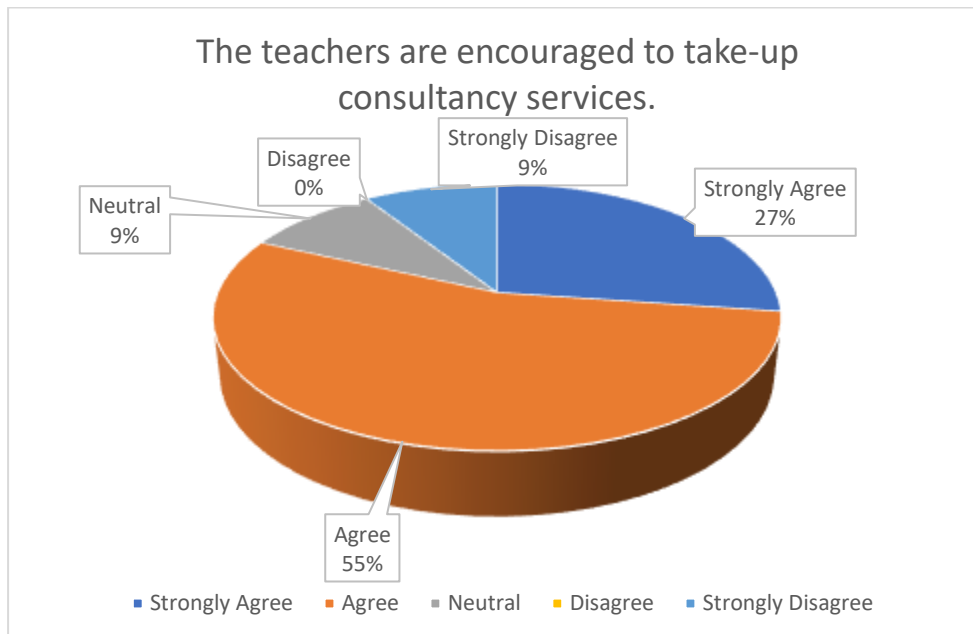
**12. Teachers are encouraged to undertake extension service programmes**

All the teachers are satisfied with the opportunity and encouragement they receive to undertake extension service programmes.



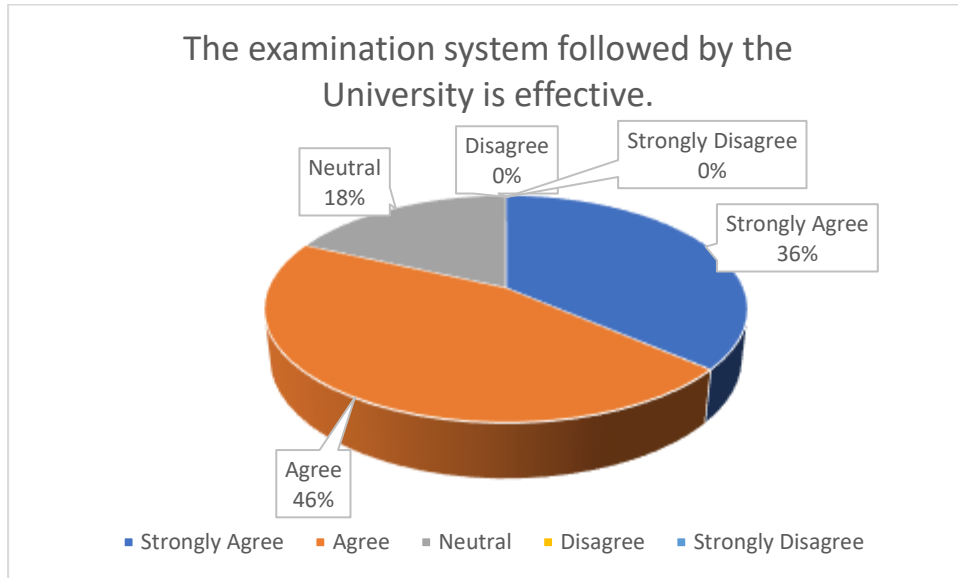
**13. Teachers are encouraged to take up consultancy services**

82% of the respondents are of the opinion that they are encouraged to take up consultancy services. 9% of the respondents however do not agree to this statement.



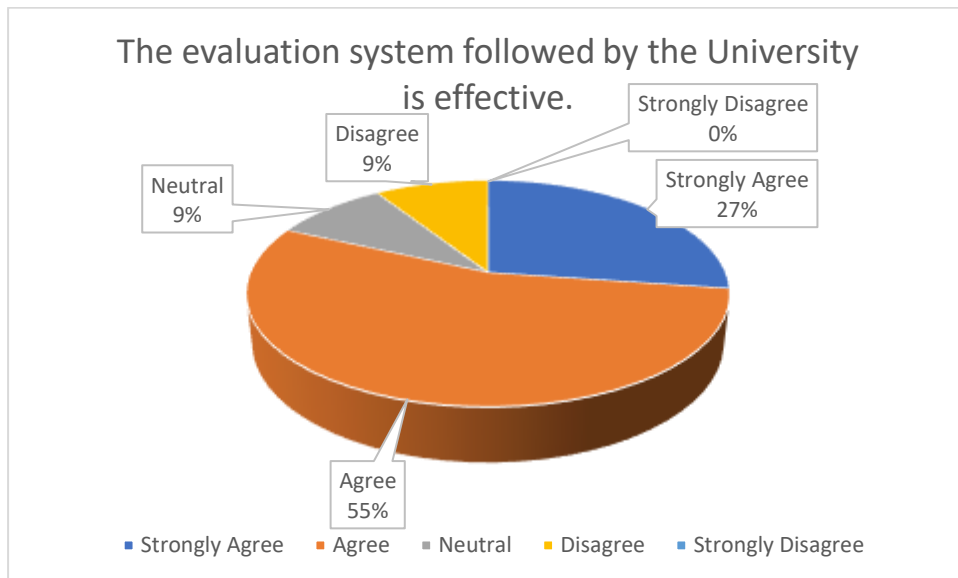
**14. The examination system followed by the university is effective**

Majority i.e. 82% of the faculties who responded are satisfied with the method the university conducts examinations. None of the teachers have expressed displeasure in this regard. However, 18% have a neutral standpoint towards it.



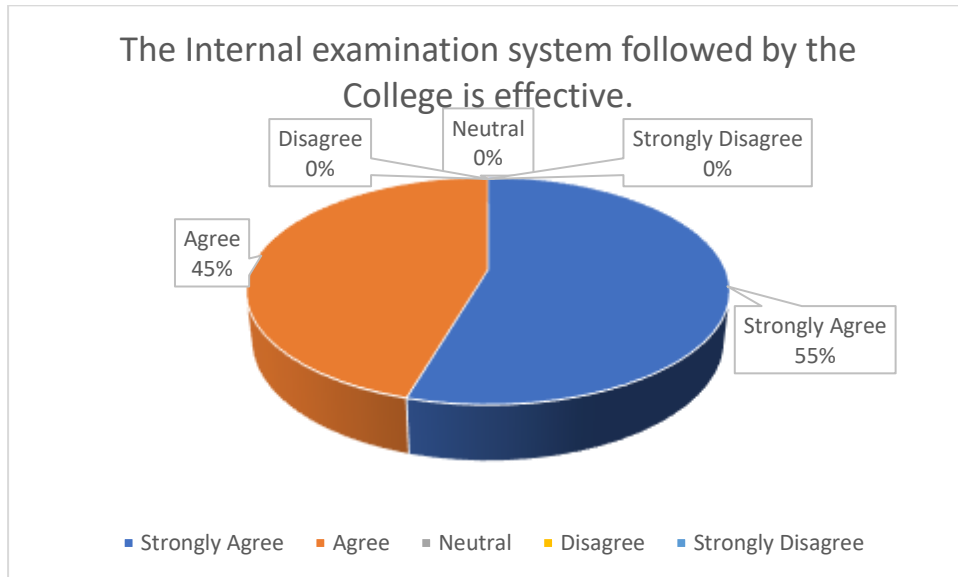
**15. The evaluation system followed by the university is effective**

82% of the teachers are satisfied with the way evaluation is performed in the university. 9% of the respondents however necessitate an improvement over the existing method of evaluation.



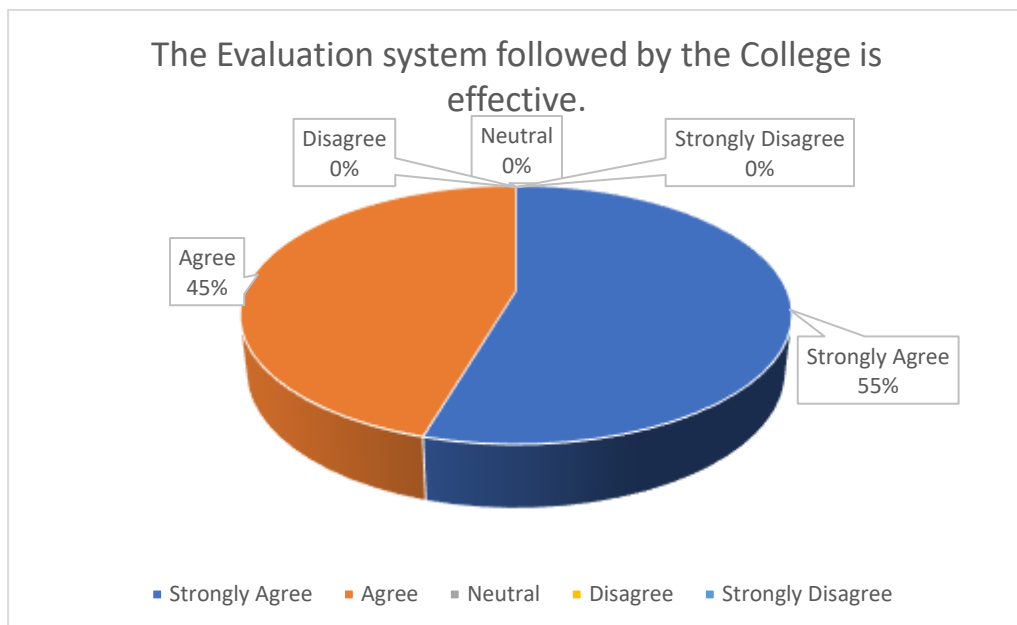
**16. Internal examination system of the college is effective**

The college has an efficient method of internal examination and all the teachers are satisfied with the way it is conducted.



**17. Evaluation system of the college is effective**

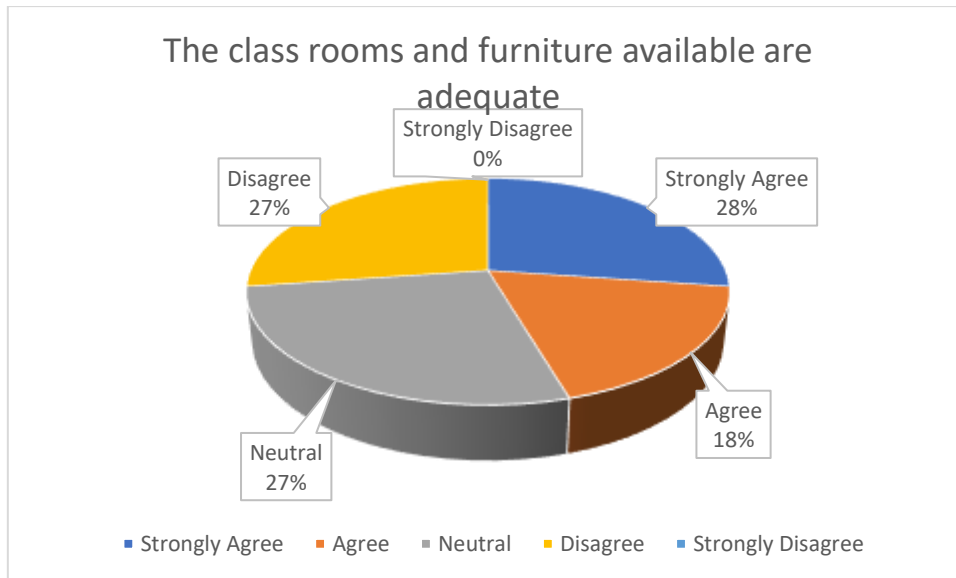
All the teachers are in support of the method of evaluation followed in the college. None of them require any improvement in this matter.



### III. INFRASTRUCTURE

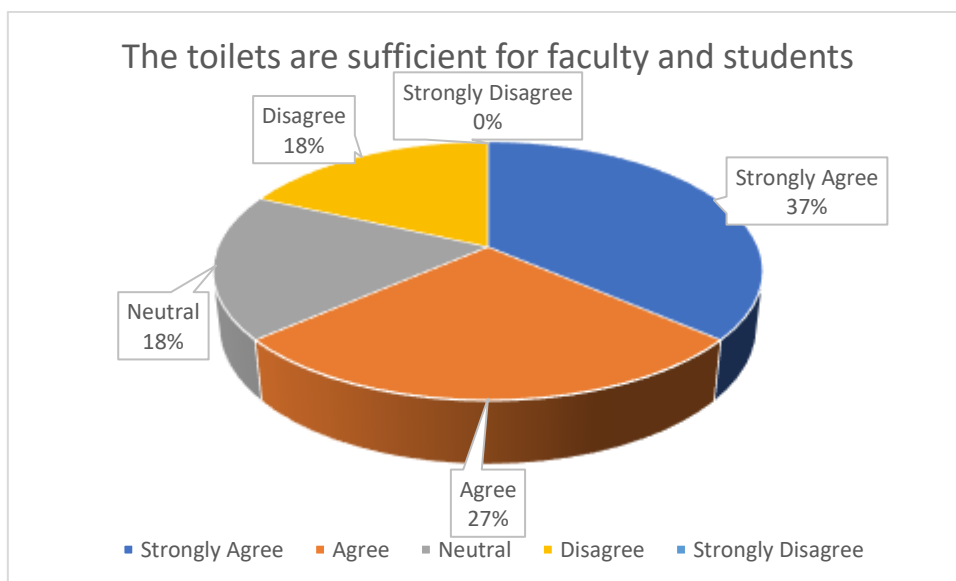
#### 1. Classrooms and furniture available are adequate

46% of the respondents are satisfied with the adequacy of the classrooms and furniture available in the college. 27% of the respondents require an improvement in this matter while another 27% have a neutral view on it.



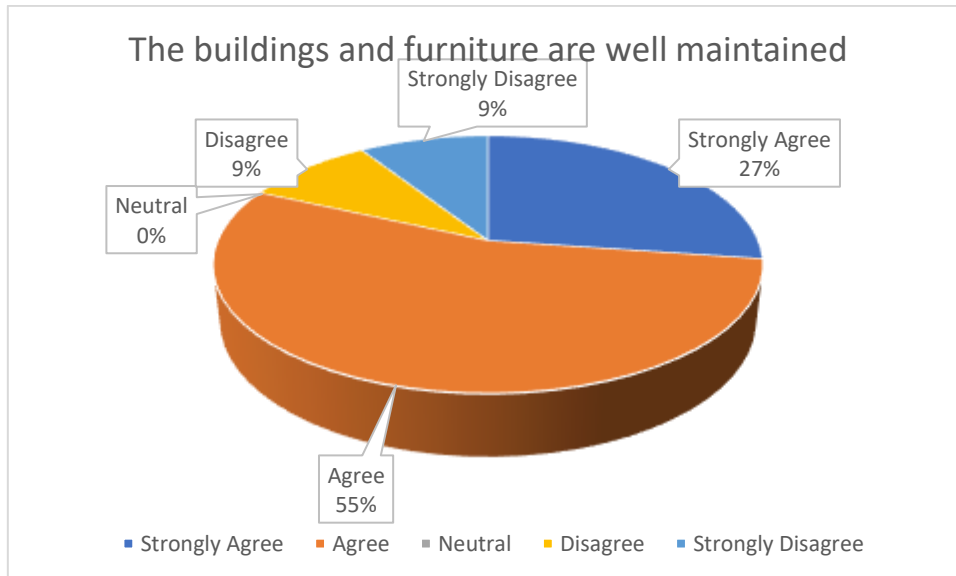
#### 2. Toilets are sufficient for faculty and students

64% of the respondents are satisfied with the adequacy of the toilet facility for faculty and students. 18% expect an improvement in this are while 18% of the respondents have neutral stand point in this matter.



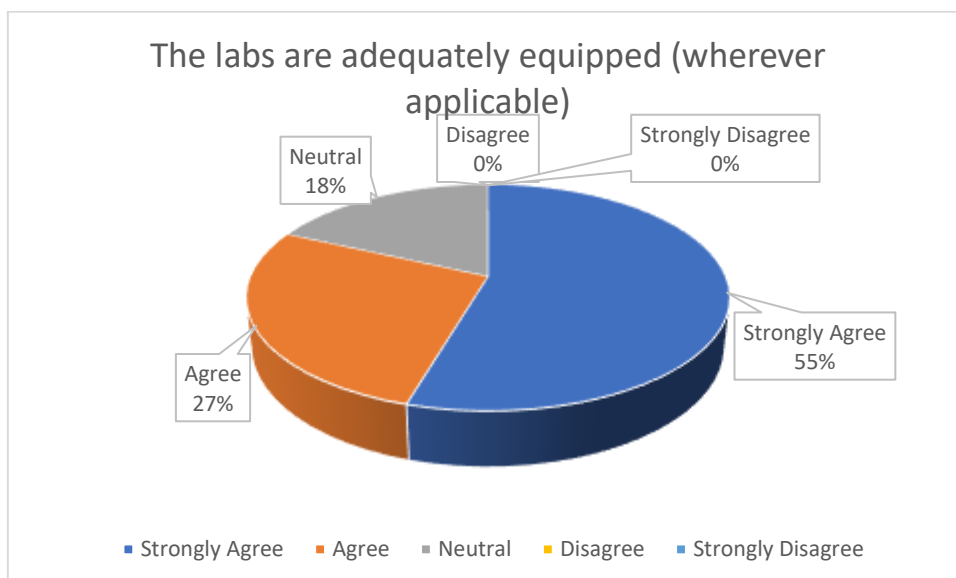
### 3. Buildings and furniture are well maintained

Maintenance of the college building and furniture is done as required in the college. 82% of the teachers are satisfied in this regard. 9% of the respondents however expect better maintenance in this regard.



### 4. Laboratories are adequately equipped

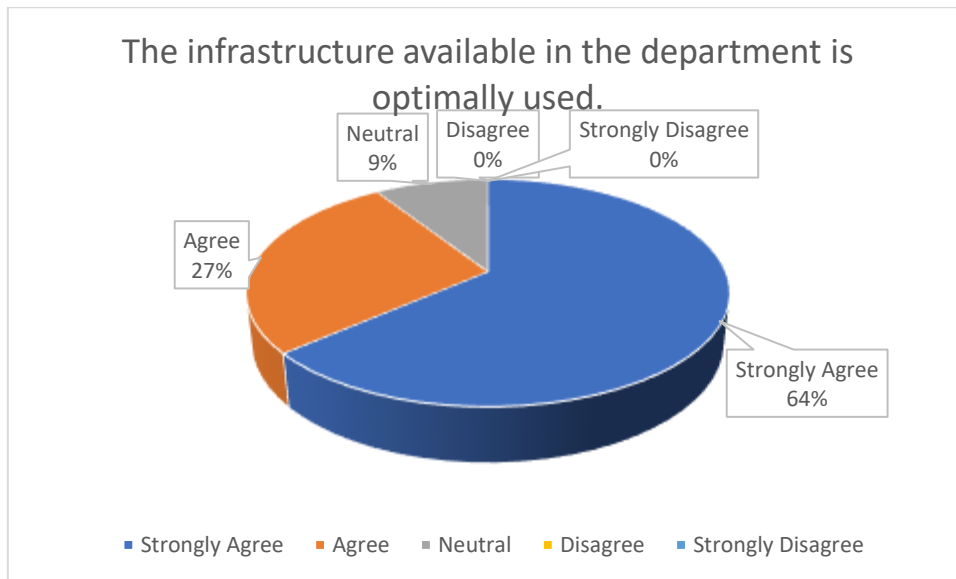
Majority of the faculties i.e. 82% of the faculties who responded are satisfied with the laboratories in the college. None of them are dissatisfied in this regard, even though 18% has maintained a neutral standpoint in this matter.





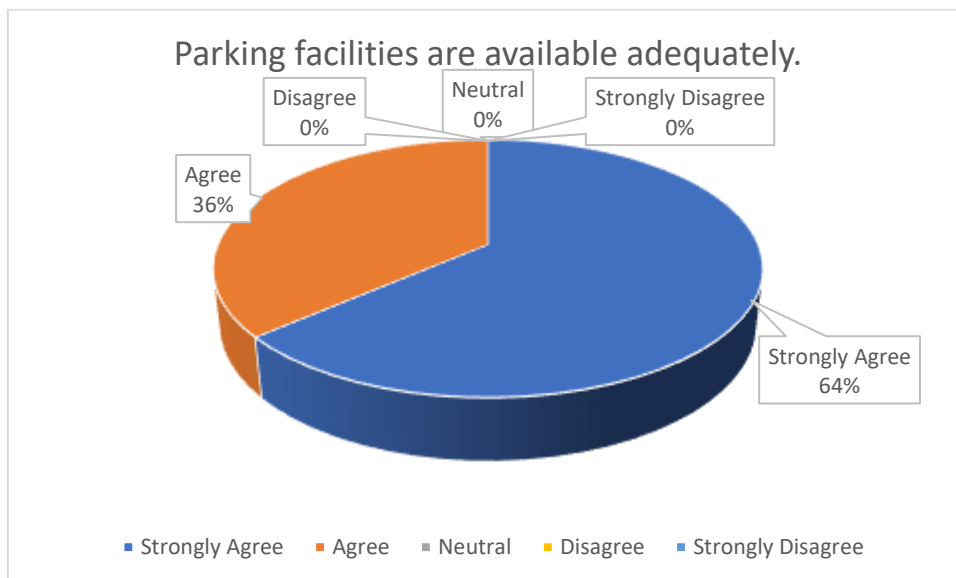
**5. Infrastructure available in the department is optimally used**

91% of the respondents are satisfied with the utilisation of the infrastructure available in the department. None of the teachers are dissatisfied in this regard.



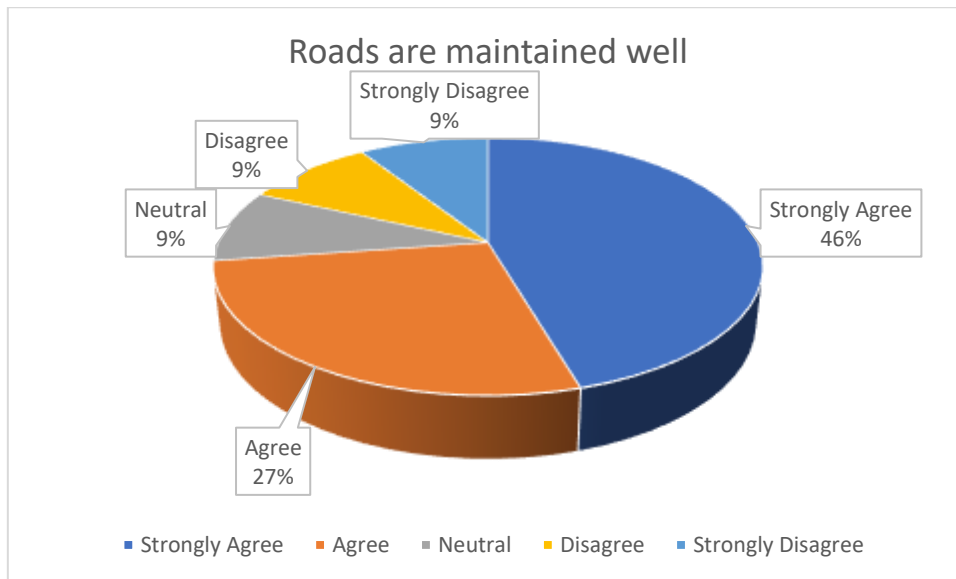
**6. Parking facilities are adequate**

The college provides ample parking facilities and all the teachers are satisfied with the parking offered in the institution.



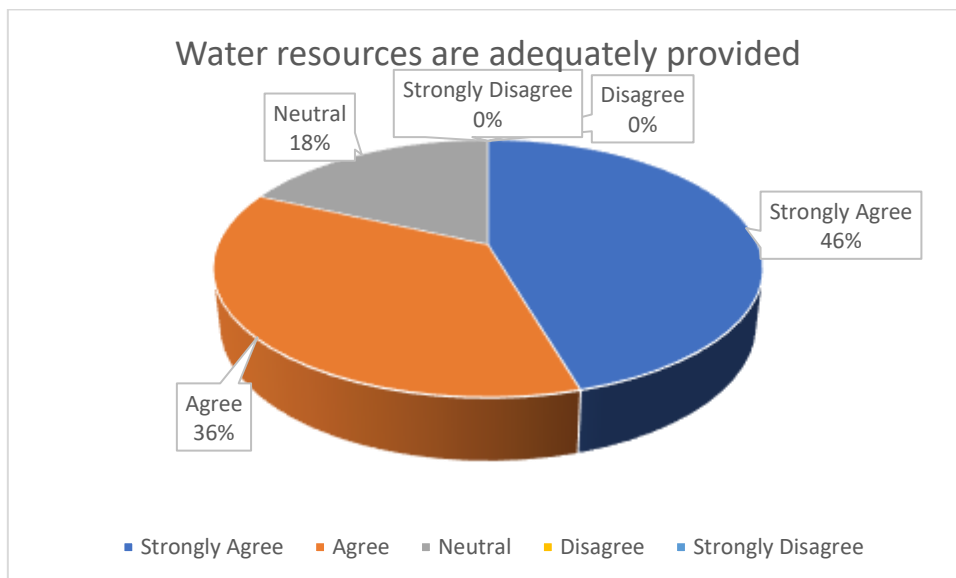
**7. Roads are maintained**

18% of the faculties expect better road maintenance in the college. However, 73% of them are satisfied with the way the institution keeps the roads.



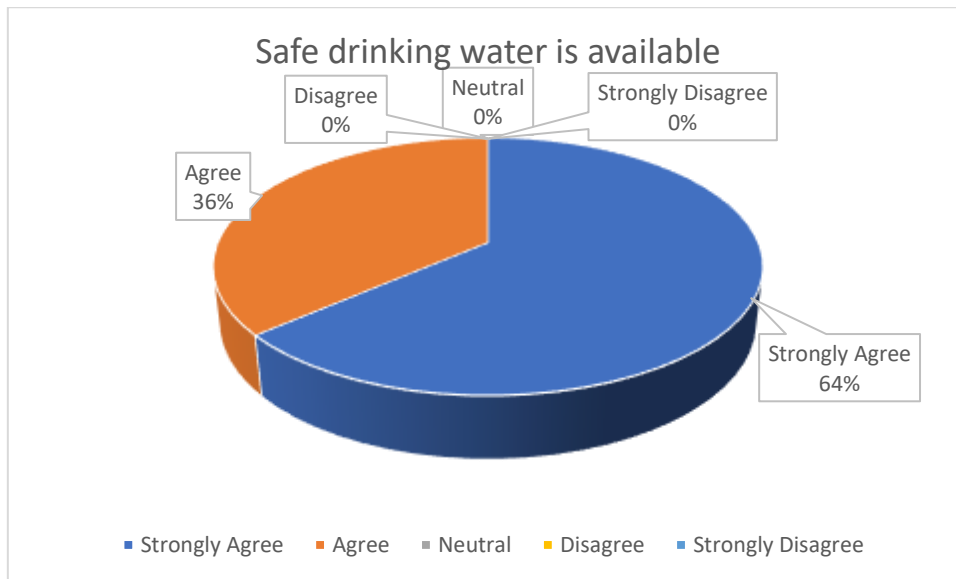
**8. Water resources are adequate**

82% of the faculties who responded are satisfied with the adequacy of the water resources. 18% has a neutral view and none of them disagrees with it.



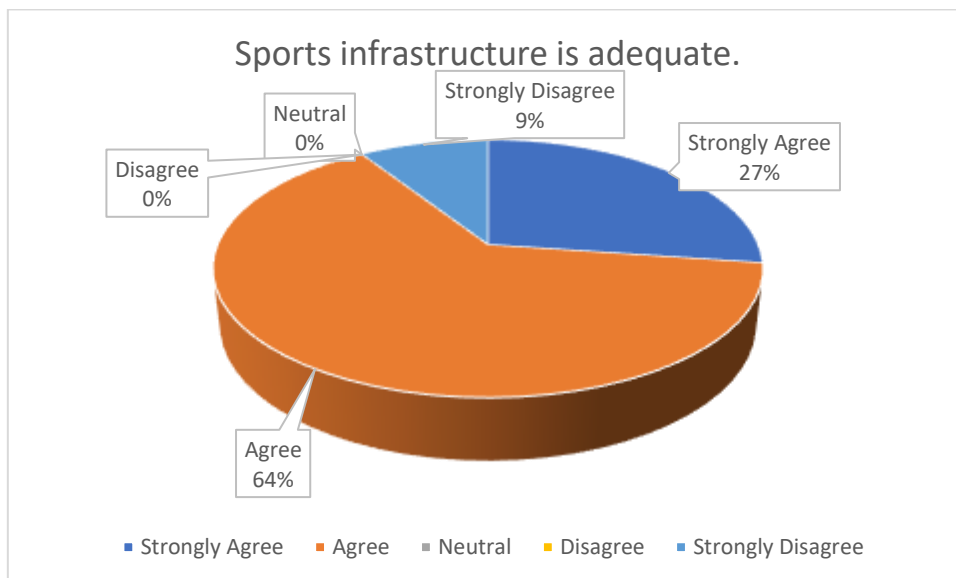
**9. Safe drinking water is available**

The institution takes effort to provide safe drinking water adequately in the campus. All the respondents are satisfied with the initiative taken by the college in this regard.



**10. Adequate sports infrastructure**

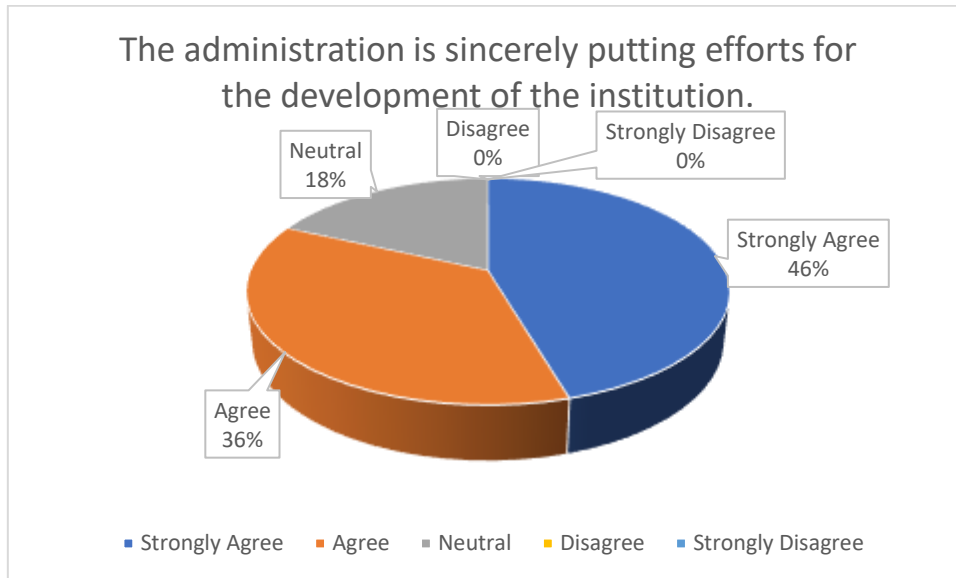
91% of the faculties are of the opinion that there is adequate sports infrastructure in the college. 9% of the respondents require better facilities in this regard.



#### IV. GOVERNANCE

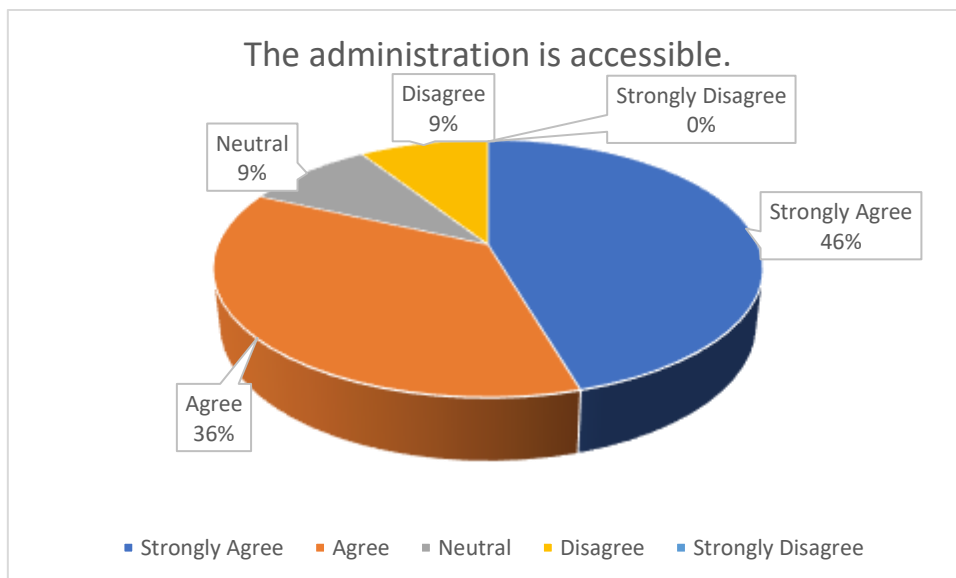
##### 1. The administration is sincerely putting efforts for the development of the institution

82% of the respondents are satisfied with the initiatives put in by the administration for the development of the college. None of them are dissatisfied in this respect.



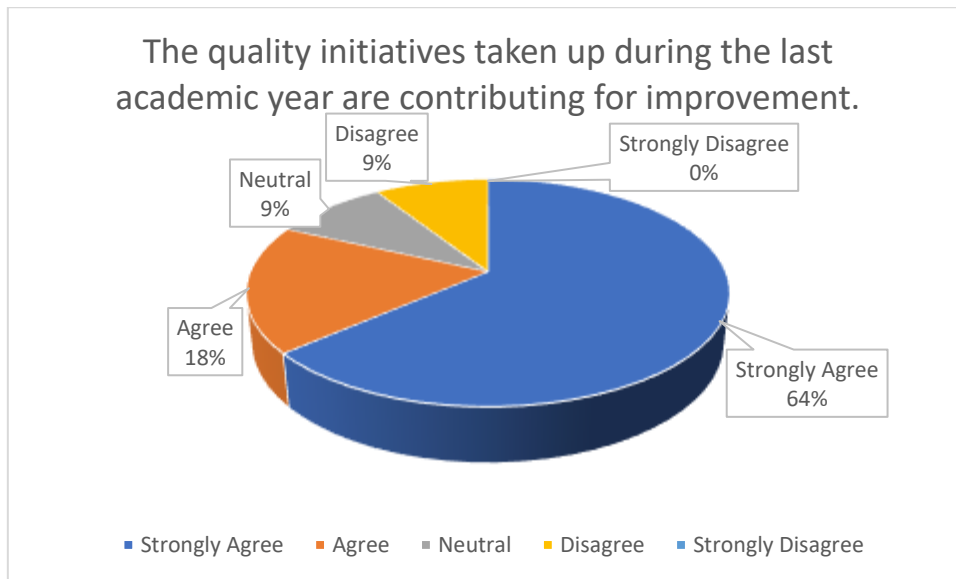
##### 2. The administration is accessible

Majority i.e. 82% of the faculties are of the view that the administration is easily accessible. They are satisfied in this respect. However, 9% expect better approachability from the administration.



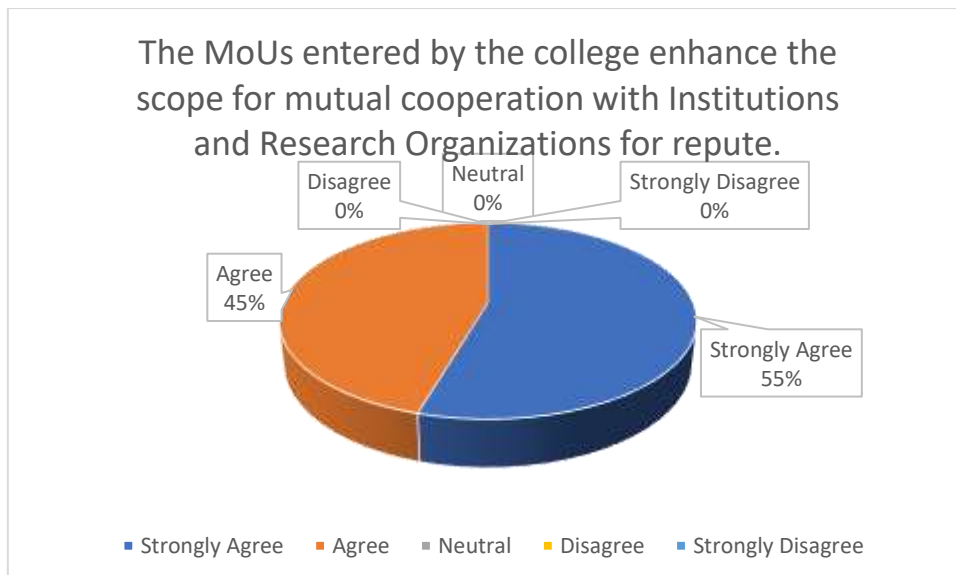
**3. Initiatives taken in the last academic year contributes to improvement**

82% of the respondents are of the opinion that the initiatives taken up during the last academic year contributes to improvement. 9% however contradicts this statement.



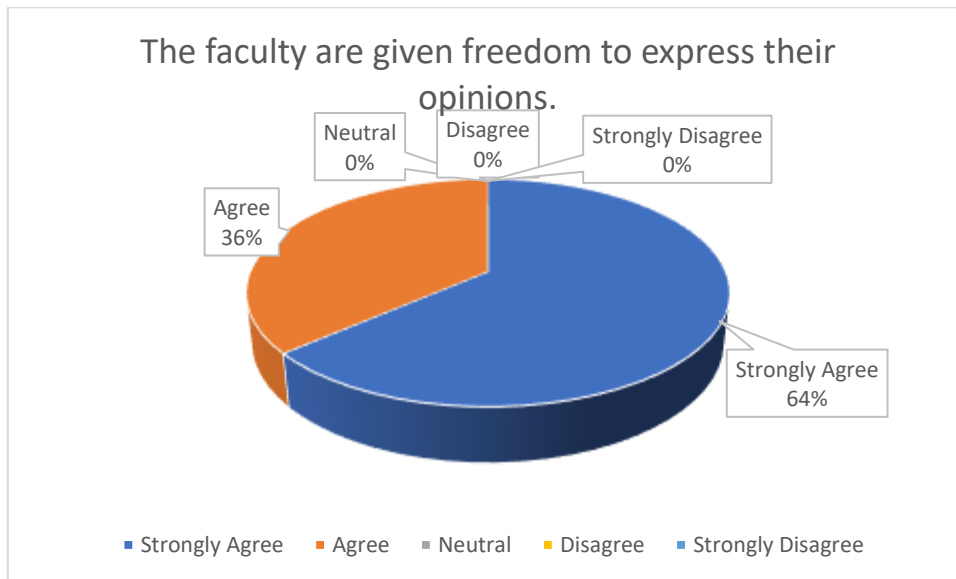
**4. MoUs entered by the college enhance mutual co-operation with institutions and research organisations**

The college always encourage co-operative work environment with other institutions and research organisations. All the teachers are satisfied in this matter.



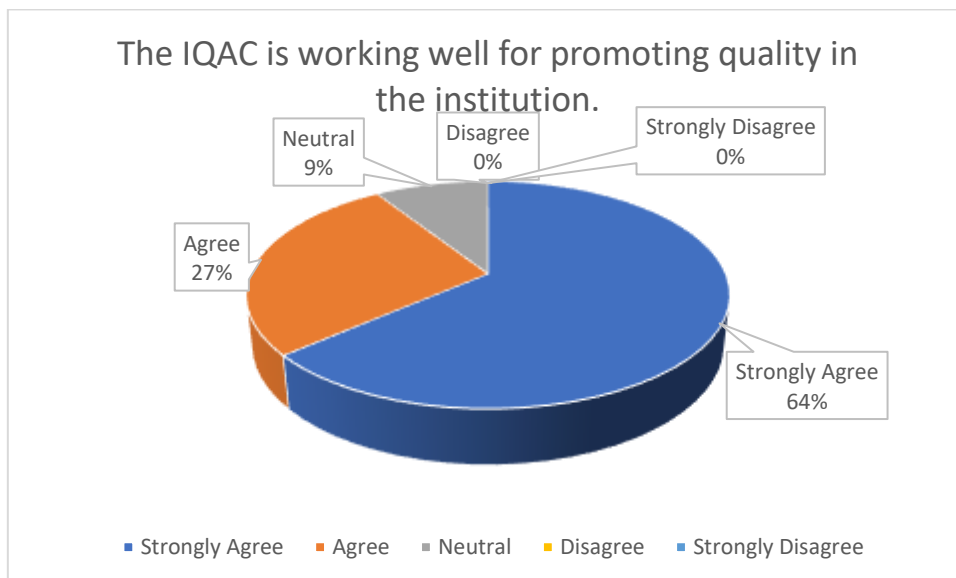
**5. Faculties are given freedom to express opinion**

All the teachers are pleased with the freedom they receive to express their opinion. None of them disagrees to this statement.



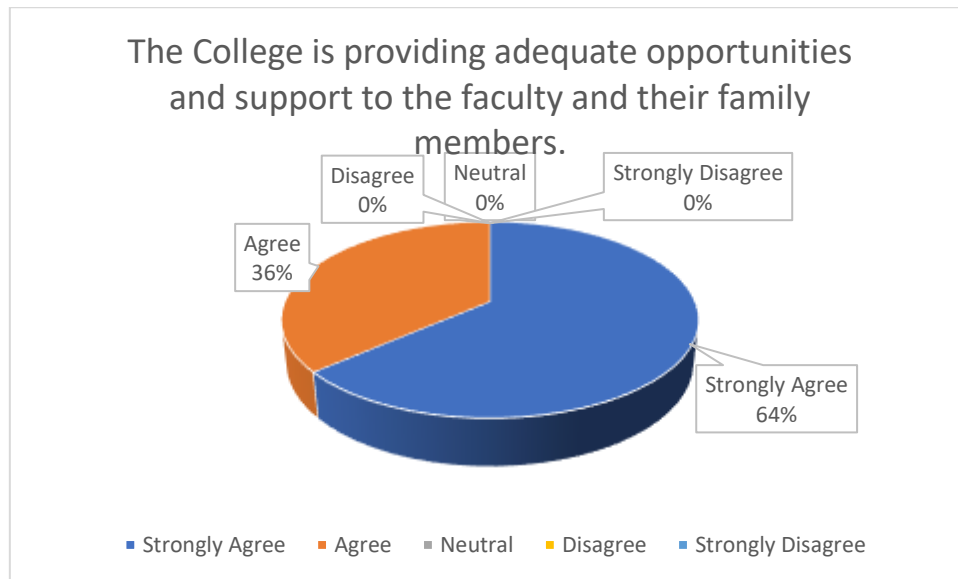
**6. IQAC works well to promote quality in the institution**

The IQAC of the college ensures quality in the working of the institution. 91% of the teachers are satisfied with the way the IQAC of the college functions.



**7. College provides adequate opportunities and support to faculties and their family**

The college supports all the faculties and their family members. None of the teachers are displeased in this regard.



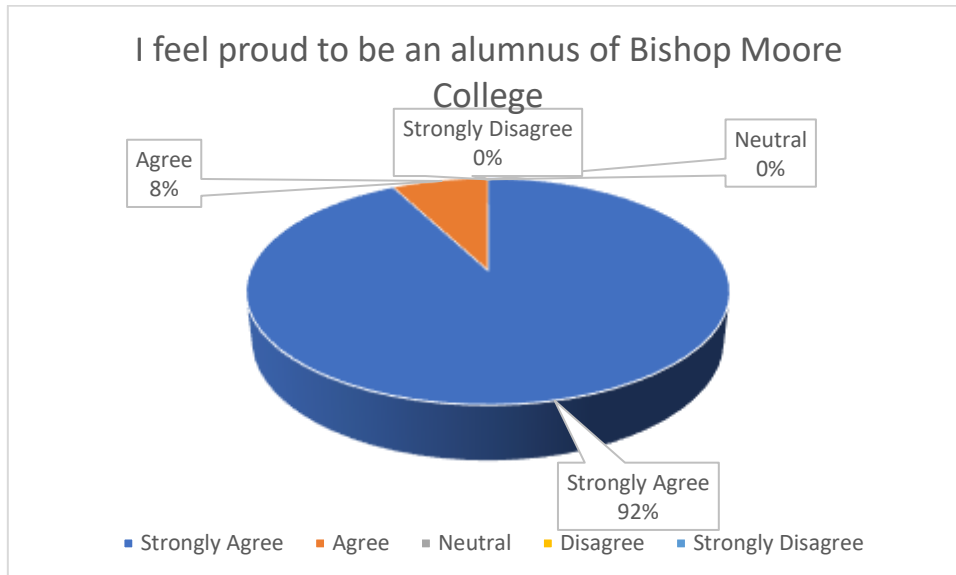
---

*Feedback from Alumni*

---

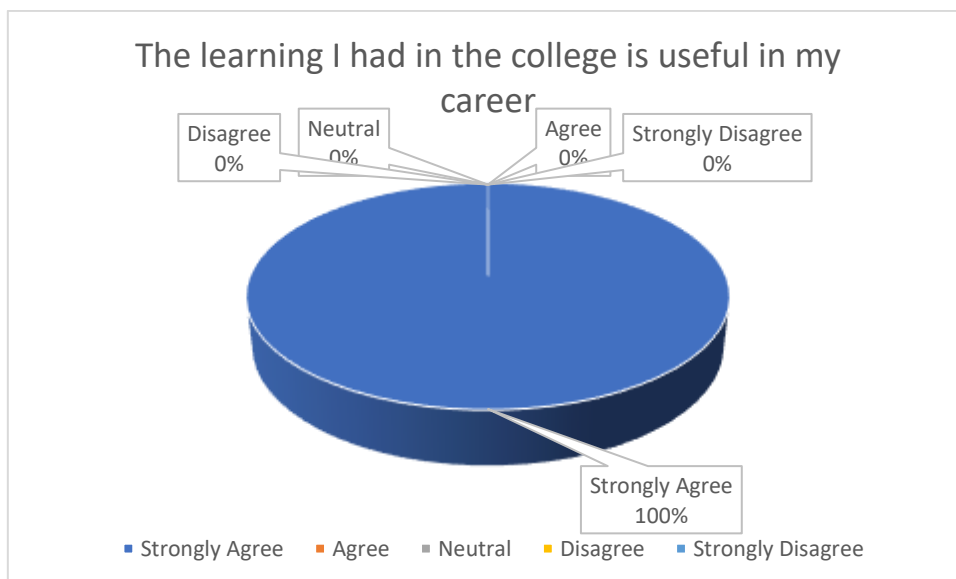
**1. Whether proud to be an alumnus of Bishop Moore College**

All the alumni who responded feel proud they were a part of the college. 92% strongly agree and 8% agree to the statement.



**2. Learning received from college is useful for career**

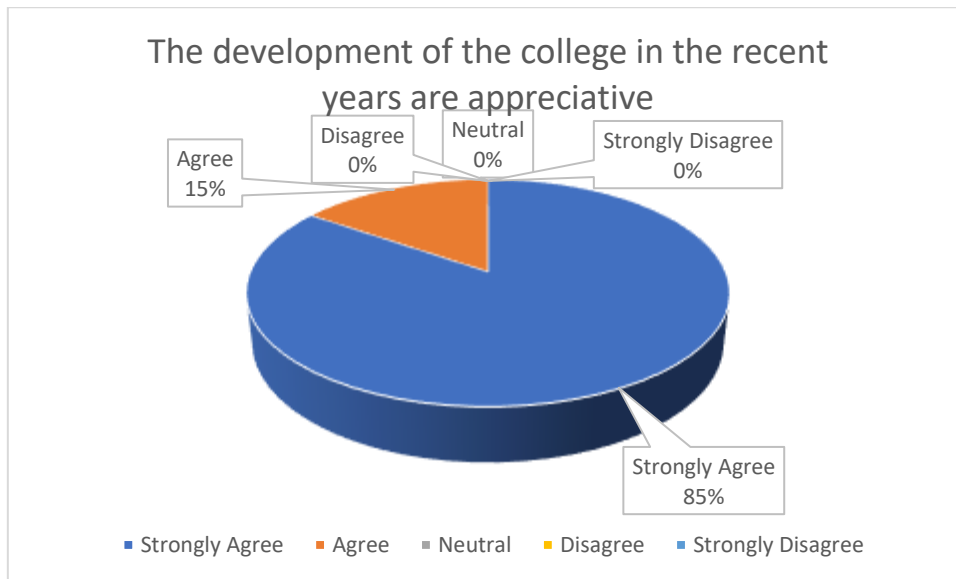
All the alumni respondents are satisfied with the learning they received from the college as it helped in the career.





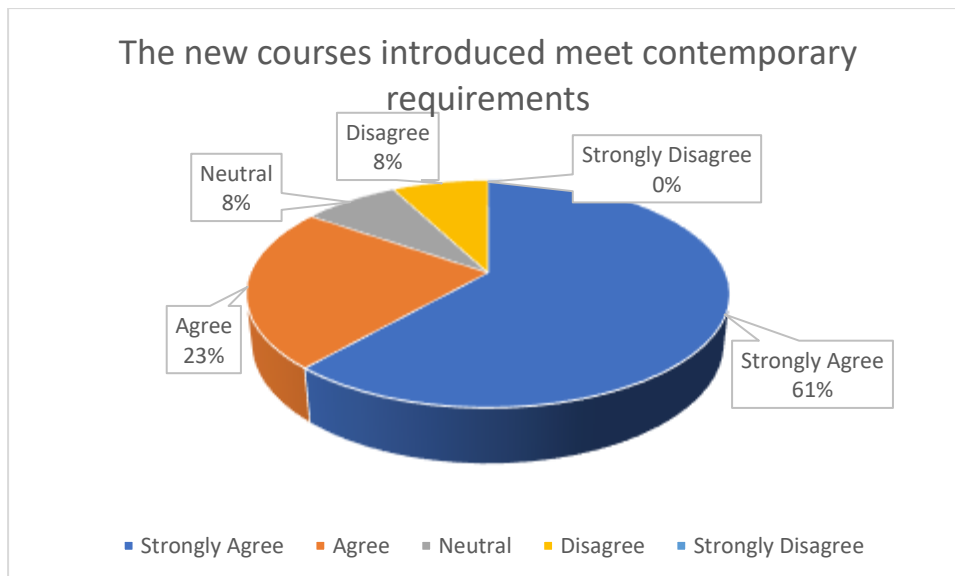
**3. Development of the college in the recent years is appreciative**

College has developed in different ways in the recent years and all the alumni respondents are appreciative of this growth. None of them has expressed any dissatisfaction in this regard.



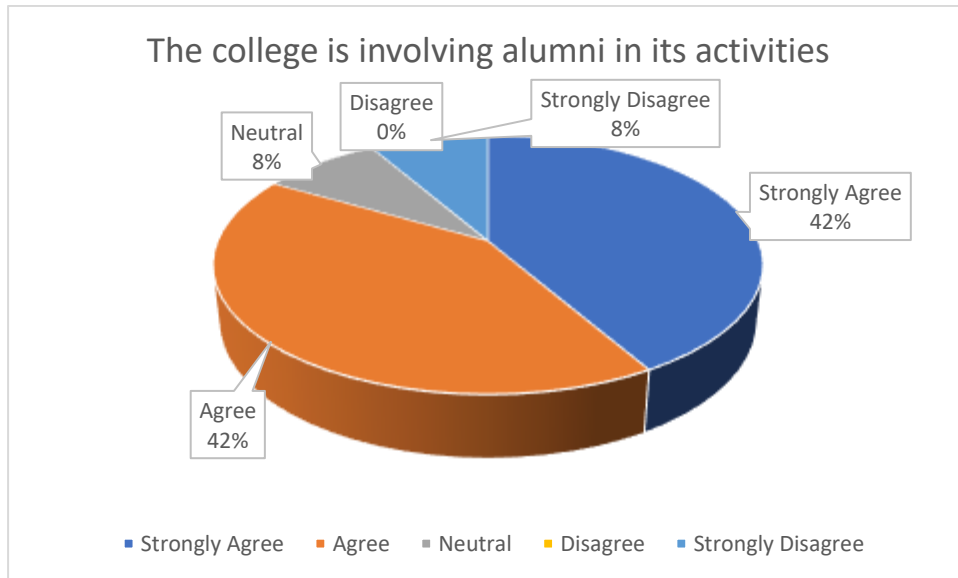
**4. New courses introduced meet contemporary requirements**

84% of the respondents are of the view that the new courses introduced meet the contemporary requirements. However, 8% expect a better change in this regard.



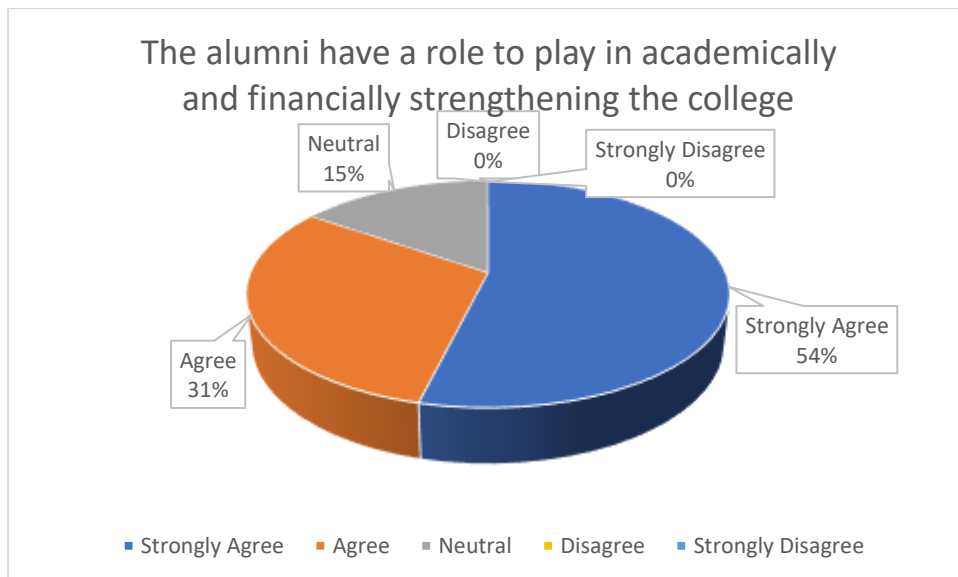
**5. College involves alumni in its activities**

The college always try to involve alumni in its activities. 84% of the alumni respondents are satisfied in this respect, However, 8% expect better involvement in the future years.



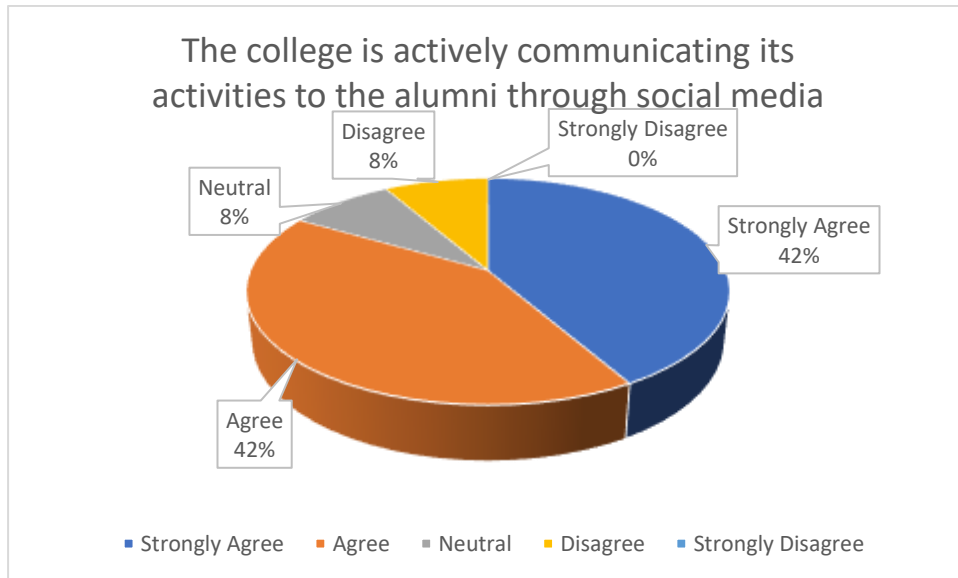
**6. Alumni has a role to play in strengthening the college academically and financially**

85% of the alumni respondents believes that they have a strong role to play in the development of the college, both academically and financially. 15% of them has a neutral view to it. None of them disagrees to this statement.



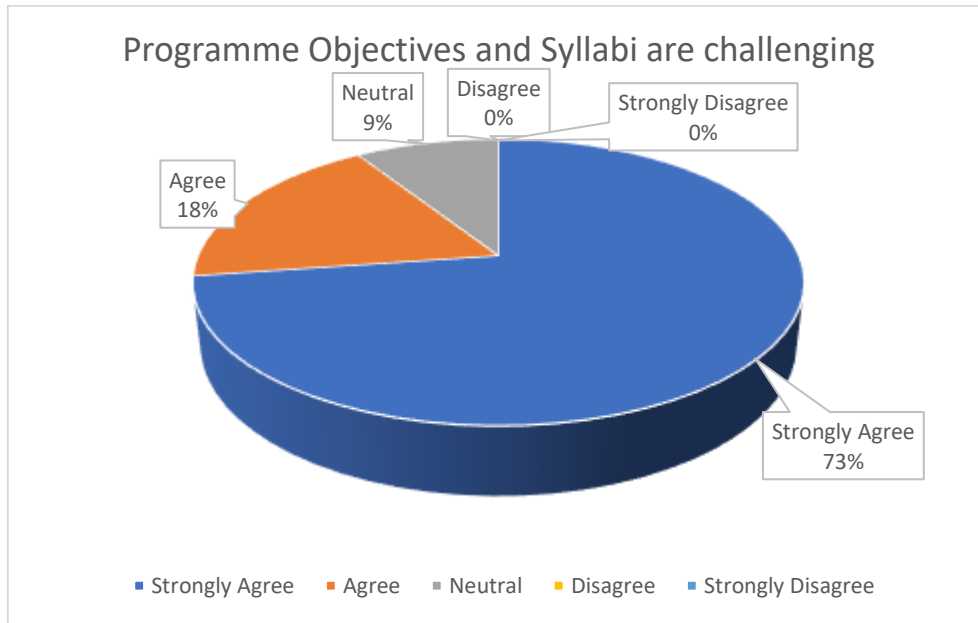
**7. College actively communicates its activities to the alumni through social media.**

84% of the respondents are of the opinion that the college communicates its activities to the alumni through social media. 8% of them expect better communication in the coming years.



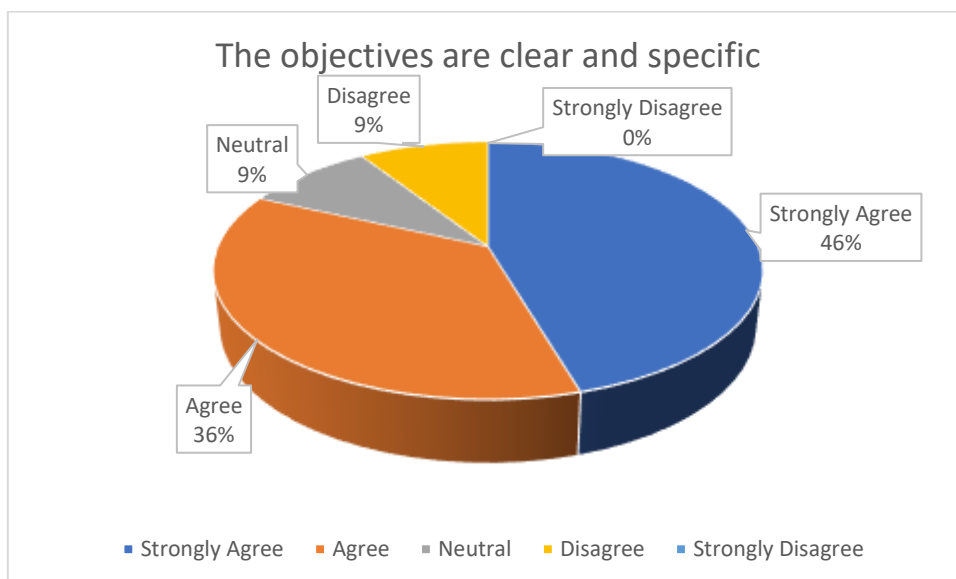
**1. Programme objectives and syllabi are challenging**

Of the total number of employers who responded, 91% of them believes the programme and syllabi to be challenging. 9% of them has a neutral view about it.



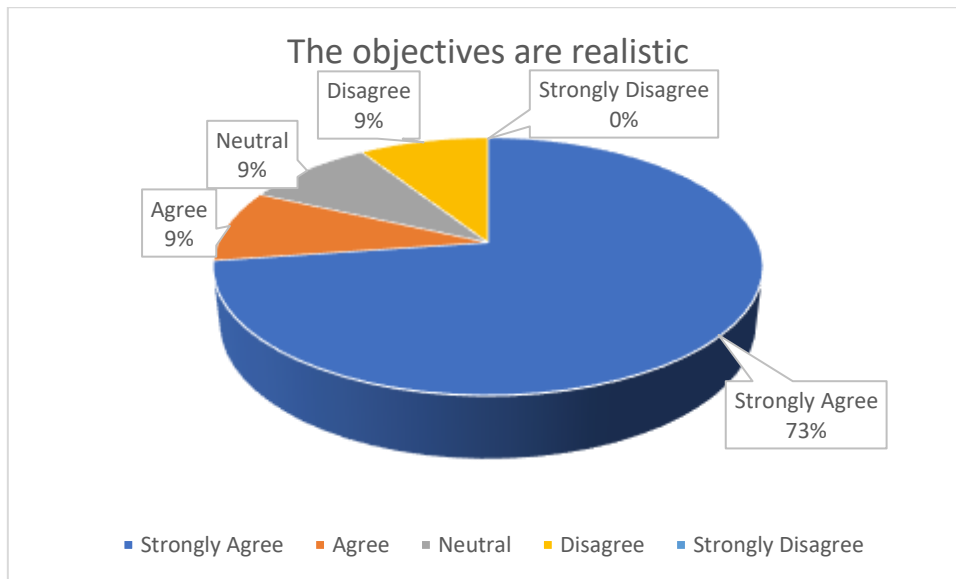
**2. Objectives are clear and specific**

82% of the respondents consider that the objectives of the various programmes and courses are clear and specific. They are satisfied in this regard. However, 9% of them expect better clarity in this matter.



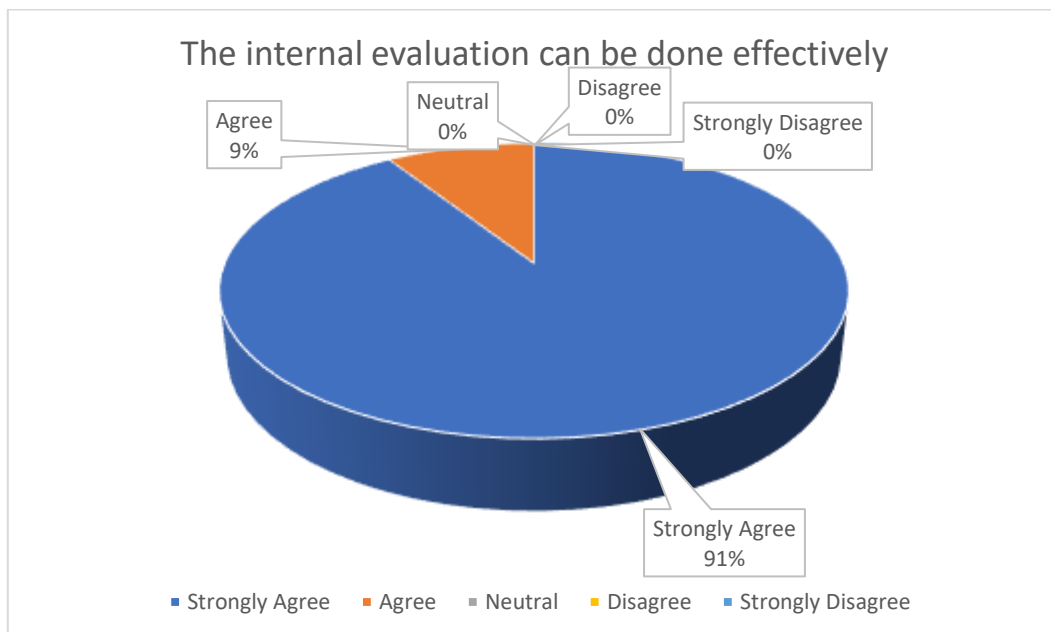
### 3. Objectives are realistic

82% of the respondents are satisfied that the stated objectives of the programmes and courses are realistic. However, 9% of them expect an improvement in this regard.



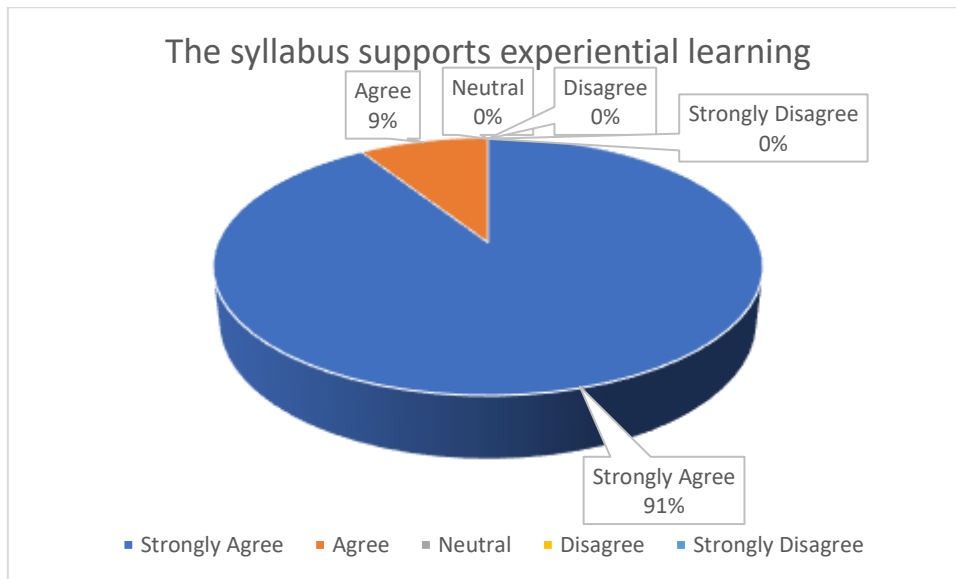
### 4. Internal evaluation is done effectively

All the employers who responded are satisfied with the method adopted by the college for its internal evaluation. 91% of them has expressed their strong satisfaction.



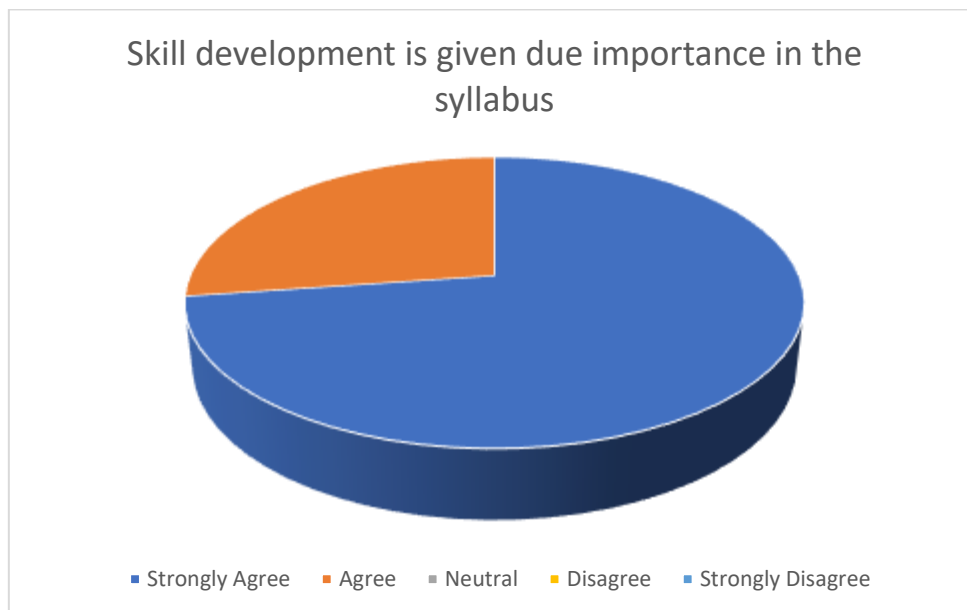
**5. Syllabus supports experiential learning**

The syllabus followed by the college supports experiential learning. All the respondents are satisfied with the syllabus in this respect.



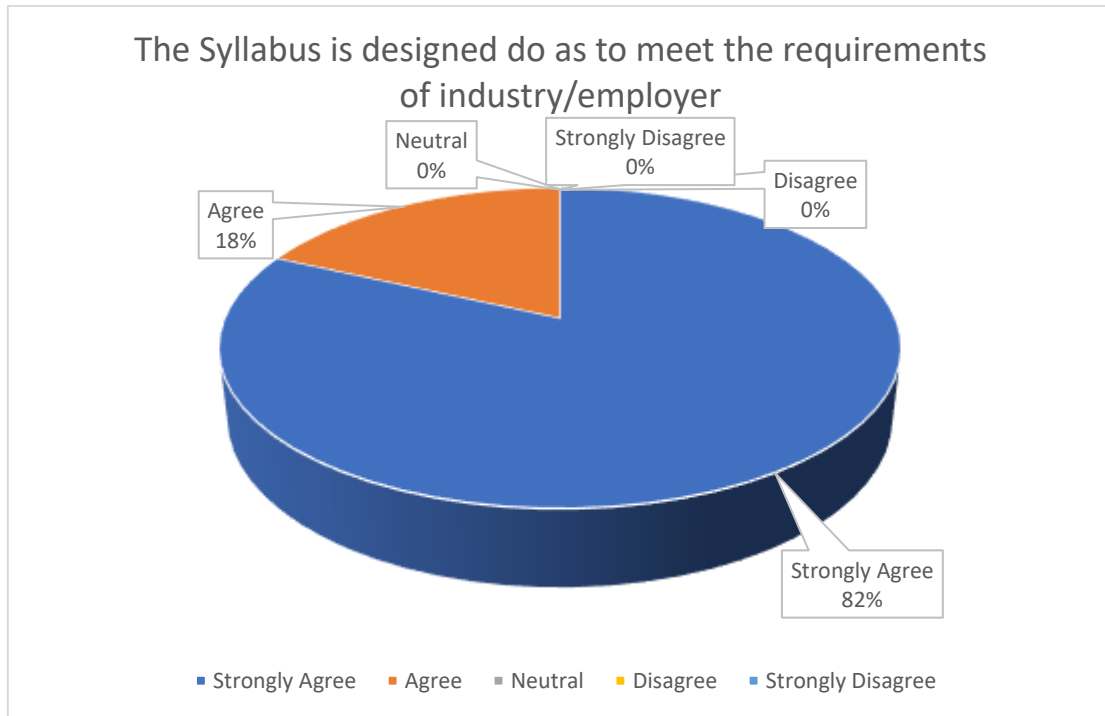
**6. Skill development is given due importance in the syllabus**

Most of the employers (72%) are content with the way the syllabus supports skill development. But 28% of them expect better change in this aspect.



**7. The syllabus meets the requirements of the industry/employer**

The syllabus followed attempts to meet the industry requirements and all the employers who responded are satisfied in this regard. 82% of them strongly agrees that the syllabus is adequately designed for employment and 18% of them agrees to it.



---

*Actions to be taken*

---

1. The existing canteen is demolished for the construction of the new library complex. A new canteen to be functioned with adequate facilities in the underground floor of the building.
2. A new dining hall is being constructed under the RUSA scheme. The completion of it shall be monitored.
3. Activities of the college to be given more alumni reach through WhatsApp Groups, Instagram etc.

**DR. JACOB CHANDY**  
PRINCIPAL